

Practical Wireless

AUGUST 1985 £1

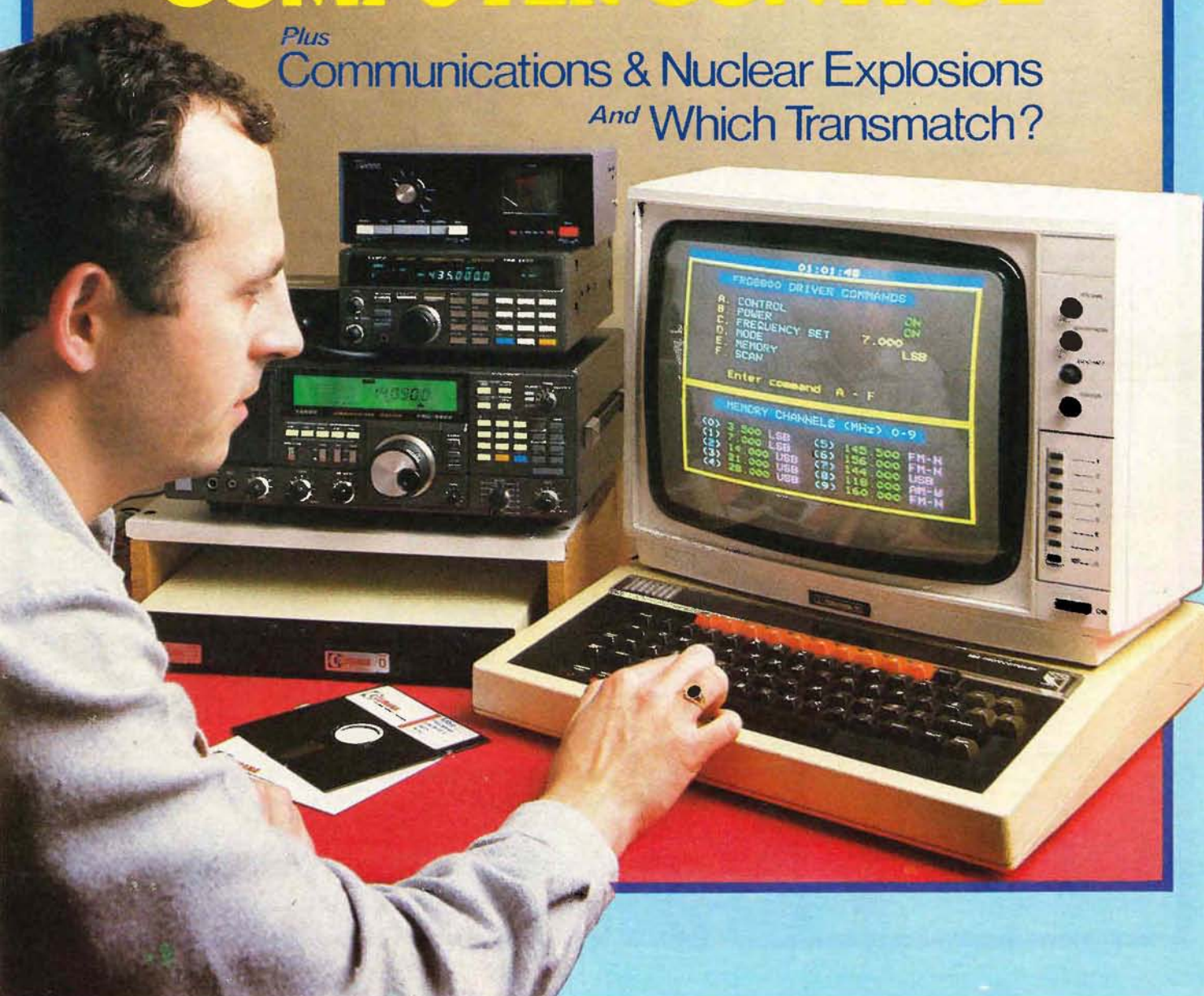
Australia \$1.75
New Zealand \$1.95
Malaysia \$4.95

ISSN 0141-0857

THE RADIO MAGAZINE

Amateur Radio Under COMPUTER CONTROL

Plus
Communications & Nuclear Explosions
And Which Transmatch?



REG. WARD & CO. LTD.

1 WESTERN PARADE, WEST STREET,
AXMINSTER, DEVON, EX13 5NY.

THE SOUTH-WEST'S LARGEST AMATEUR RADIO STOCKIST

Trio

TS930S	9 Band TX General Cov RX	1295.00 (—)
TS930S	160-10m Transceiver 9 Bands	832.75 (—)
AT230	All Band ATU/Power Meter	157.99 (2.00)
SP230	External Speaker Unit	47.73 (1.50)
TS530S	160m-10m Transceiver	698.00 (—)
TS430S	160m-10m Transceiver	720.00 (—)
SP430	Matching Power Supply	138.00 (3.00)
SP430	Matching Speaker	39.50 (1.50)
MB430	Mobile Mounting Bracket	13.17 (1.50)
FM430	FM Board for TS430	45.00 (1.50)
TS130S	8 Band 200W Pep Transceiver	633.06 (—)
SP120	Base Station External Speaker	30.74 (1.50)
AT130	100W Antenna Tuner	108.62 (1.50)
MC50	Dual Impedance Desk Microphone	36.19 (1.50)
MC35S	First Microphone 50K ohm IMP	17.01 (1.00)
LF30A	HF Low Pass Filter 1kW	24.68 (1.00)
TR7930	2M FM Mobile	329.00 (—)
TR9130	2M Multimode	495.00 (—)
TM4000A	2M/70cm mobile	522.00 (—)
TM201A	2M 25W mobile	296.00 (—)
TM401A	7cms FM 12W	316.00 (—)
TR2500	2M FM Synthesised Handheld	258.00 (—)
TR3500	70cm Handheld	270.00 (—)
TR7600	New 2M FM Synthesised Handheld	275.00 (—)
ST2	Base Stand	60.36 (1.50)
SC4	Soft Case	19.92 (1.00)
SMC25	Speaker Mike	18.66 (1.00)
PB25	Spare Battery Pack	25.00 (1.00)
MS1	Mobile Stand	37.31 (1.00)
R600	Gen. Cov. Receiver	299.52 (—)
R2000	Synthesiser 200KHz-30MHz Receiver	479.47 (—)
HC10	Digital Station World Time Clock	78.99 (1.50)
HS5	Deluxe Handphones	26.88 (1.00)
SP40	Mobile External Speaker	16.46 (1.00)

NEW MODELS

TH21E/41E	2M/70cm Mini-Handhelds	170.00/199.00
TM21E/41E	2M/70cm FM Mobiles	365.00/399.00
TS71E/81E	2M/70cm base stations	768.00/895.00
TR3600	70CM Handheld	292.00
TS940S	9 Band TX General Cov RX	1695.00

Linear Amps

TONO (G series)		
2M40G	2m, 1-3W in, 20-35W out, preamp	101.81 (2.00)
2M90G	2m, 10-15W in, 70-90W out, preamp	161.20 (2.00)
2M130G	2m, 10-15W in, 110-130W out, preamp	159.00 (2.50)
4M70G	70cms, 10-15W in, 40-60W out, preamp	219.74 (2.00)

TOKYO HIPOWER AMPS. NOW BACK IN STOCK

MICROWAVE MODULES

MML144/30-LS	inc preamp (1/3 w i/p)	82.90 (2.00)
MML144/50 S	inc preamp, switchable	92.00 (7.00)
MML144/100 S	inc preamp (10w i/p)	149.95 (2.50)
MML144/100 HS	inc preamp (25w i/p)	149.95 (2.50)
MML144/100 LS	inc preamp (1/3w i/p)	169.95 (2.50)
MML144/200S	inc preamp (3/10/25 i/p)	299.00 (2.50)
MML432/30L	inc preamp (1/3w i/p)	145.00 (2.00)
MML432/50	inc preamp (10w i/p)	129.95 (2.00)
MML432/100	linear (10w i/p)	299.00 (2.50)

L.P.N.O.S.

LPM 144-1-100	2m, 1W in, 100W out, preamp	181.00 (2.50)
LPM 144-3-100	2m, 3W in, 100W out, preamp	181.00 (2.50)
LPM 144-10-100	2m, 10W in, 100W out, preamp	157.00 (2.50)
LPM 144-25-160	2m, 25W in, 160W out, preamp	217.00 (2.50)
LPM 144-3-180	2m, 3W in, 180W out, preamp	247.00 (2.50)
LPM 144-10-180	2m, 10W in, 180W out, preamp	247.00 (2.50)
LP 144-3-50	2MN 50W out, preamp	108.00 (2.50)
LP 144-10-50	2M 10W in, preamp	108.00 (2.50)
LPM 432-1-50	70cm, 1W in, 50W out, preamp	197.00 (2.50)
LPM 432-3-50	70cm, 3W in, 50W out, preamp	197.00 (2.50)
LPM 432-10-50	70cm, 10W in, 50W out, preamp	167.00 (2.50)

SWR/PWR Meters

HANSEN		
FS50VP	50-150MHz 20/200 Interval PEP/SWR	106.70 (1.50)
FS300V	50-150MHz 20/200 PWR/SWR	53.50 (1.50)
FS300H	1.8-60MHz 20/200 Auto SWR	53.50 (1.50)
FS210	1.8-150MHz 20/200 Auto SWR	63.50 (1.50)
W720	30-430MHz 20/200W	41.50 (1.50)
WELZ		
SP15	1.8-160MHz PWR/SWR	49.00 (1.50)
SP45	130-470MHz PWR/SWR	69.00 (1.50)
SP10X	1.8-150MHz PWR/SWR	34.00 (1.50)
SP200	1.8-160MHz PWR/SWR	89.00 (1.50)
SP250	1.8-60MHz PWR/SWR	65.00 (1.50)
SP300	1.8-500MHz PWR/SWR	129.00 (1.50)
SP350	1.8-500MHz PWR/SWR	79.00 (1.50)
SP400	130-500MHz PWR/SWR	89.00 (1.50)
SP600	1.8-500MHz PWR/SWR	106.00 (1.50)

TOYO

T430	144/432 120 W	44.65 (1.00)
T435	144/432 200 W	49.35 (1.50)

Scanning Receivers

SMC8400	VHF/UHF Scanner	249.00 (2.50)
SX200	VHF/UHF Scanner	299.00 (2.50)
SX400	VHF/UHF Continuous Coverage	598.00 (2.50)
AOR2001	VHF/UHF Continuous Coverage	378.01 (2.50)
FDK RX40	141.00-180.00 MHz	159.00 (2.00)

Icom Products

IC751	HF Transceiver	1299.00 (—)
IC745	HF Transceiver	899.00 (—)
IC735	New HF Transceiver	P.O.A. (—)
PS15	P.S. Unit	145.00 (4.00)
PS30	Systems p.s.u. 25A	297.85 (—)
SM6	Base microphone for 751/745	40.25 (1.00)
IC790D	2m 25W M/Mode	479.00 (—)
IC290E	10w Multi-Mode Mobile	449.00 (—)
IC271E	2m 25W M/Mode Base Stn.	729.00 (—)
IC271H	100W version of above	899.00 (—)
IC27H	2m 45W FM	359.00 (—)
IC27E	25W FM mobile	379.00 (—)
IC45E	70c 10w FM	345.00 (—)
IC47E	25w 70cm FM mobile	469.00 (—)
B/U Supply for 25/45/290		29.90 (1.00)
ICR70	General Coverage Receiver	629.00 (—)
ICR71	General Coverage Receiver	729.00 (—)
IC02E	2m H/Held	269.00 (—)
IC02E	2m H/Held	199.00 (—)
ML1	2m 10w Linear	79.35 (2.00)
IC04E	70cm H/Held	259.00 (—)
IC04E	70cm handheld	275.00 (—)
BC35	Base Charger	62.10 (1.00)
HM9	Speaker mic	18.56 (1.00)
IC3	Carry Case	5.50 (1.00)
ICBP3	Std Battery Pack	27.50 (1.00)
BP5	High Power Battery Pack	52.80 (1.00)
CP1	Car Charging Lead	5.50 (1.00)
DC1	12v Adaptor	13.75 (1.00)

Mutec Products

SLNA 50	50MHz Switched preamp	44.90 (1.50)
SI NA 144s	144MHz Low noise switched preamp	39.95 (1.50)
SLNA 145sb	Preamp intended for 290	29.90 (1.50)
GLNA 432e	70cm Mast head preamp	149.90 (2.50)
RPCB 144ub	Front end FT221/225	79.90 (1.50)
RPCB 251ub	Front end IC251/211	84.90 (1.50)
BBBA 500u	20-500MHz Preamp	34.90 (1.50)
GFBA 144e	2m Mast head preamp	149.90 (2.50)
SBLA 144e	2m Mast head preamp	89.90 (2.50)
RPCB 271ub	Front end for IC271	89.90 (1.50)
TVHF 230c	2M FM Transverter	334.90 (5.00)
LBPF 144v	Bandpass Filter	22.40 (1.50)
LBPF 432u	Bandpass Filter	22.40 (1.50)
TVVF 50c	6M	199.90 (2.50)
GLNA 433e	70cm Pre amp	79.90 (2.50)
TVVF 144a	2M Transverter	239.90 (2.50)

Datong Products

PC1	Gen. Cov. Con.	137.40 (1.50)
VLF	Very low frequency conv.	29.90 (1.50)
FL2	Multi-mode audio filter	89.70 (1.50)
FL3	Audio filter for receivers	129.00 (1.50)
ASP/B	r.f. speech clipper for Trio	82.80 (1.50)
ASP/A	r.f. speech clipper for Yaesu	82.80 (1.50)
ASP	As above with 8 pin con	82.70 (1.50)
D75	Manual RF speech clipper	56.35 (1.50)
D70	Morse Tutor	56.35 (1.50)
MK	Keyboard morse sender	137.40 (1.50)
RFA	RF switched pre-amp	33.90 (1.50)
AD270-MPU	Active dipole with mains p.s.u.	51.75 (1.50)
AD370-MPU	Active dipole with mains p.s.u.	69.00 (1.50)
MPU	Mains power unit	6.90 (1.50)
DC144/28	2m converter	39.67 (1.50)
PTS1	Tone squelch unit	46.00 (1.50)
ANF	Automatic notch filter	67.85 (1.50)
SRB2	Auto Woodpecker blanker	86.25 (1.50)

CW/RTTY Equipment

Tono 9000E	Reader/Sender	P.O.A. (—)
Tono 550	Reader	329.00 (2.50)
MICROWAVE MODULES		
MM2001	RTTY to TV converter	189.00 (2.00)
MM4001	RTTY terminal	269.00 (2.00)
MM4001KB	RTTY term with keyboard	299.00 (2.00)
BENCHER		
BY1	Squeeze Key, Black base	53.95 (1.50)
BY2	Squeeze Key, Chrome base	69.95 (1.50)
HI-MOUND MORSE KEYS		
HK702	Up down keyer marble base	30.95 (1.50)
HK703	Up down keyer	29.35 (1.50)
HK704	Up down keyer	19.95 (1.50)
HK705	Up down keyer	15.49 (1.50)
HK706	Up down keyer	16.96 (1.50)
HK708	Up down keyer	14.95 (1.50)
HK802	Up down solid brass	86.30 (2.00)
HK803	Up down keyer	39.95 (1.50)
MK704	Twin paddle keyer	13.50 (1.50)
MK705	Twin paddle keyer marble base	25.65 (1.50)
KENPRO		
KP100	Squeeze CMOS 230/13.8v	82.50 (2.50)
KP200	Memory 4096 Multi Channel	169.50 (2.50)

Yaesu

FT1	HF Transceiver	P.O.A. (—)
FT980	HF Transceiver	1690.00 (—)
SP980	Speaker	79.95 (2.00)
FT77	Mobile HF Transceiver	479.00 (—)
FT700	PSU	170.00 (5.00)
FC700	Tuner	119.00 (2.00)
FT77s	10w version	449.00 (—)
FMU77	FM Board for FT77	28.35 (1.00)
FT757	HF Transceiver	829.00 (—)
FC757	Auto A.T.U.	290.00 (2.00)
FP757HD	Heavy Duty PSU	200.00 (2.00)
FP757GX	Switched Mode PSU	180.00 (2.00)
FL2050	Linear Amplifier	115.00 (2.00)
FT290	2m M/Mode Port/Transceiver	349.00 (—)
FL2010	With Mutek front end fitted	379.00 (—)
MMB11	Linear Amplifier	69.00 (1.00)
NC11	Mobile Bracket	31.45 (1.00)
NC11	Charger	11.50 (1.00)
CSC1	Carrying Case	5.00 (1.00)
YHA15	2m Helical	7.65 (1.00)
YHA44D	70cm 1/2wave	10.19 (1.00)
YMA49	Speaker Mike	20.30 (1.00)
FT230	2m 25w FM	269.00 (—)
MMB15	Mobile Bracket	14.55 (1.00)
FT203R	NEW 2m H/Held/CW FNB3	225.00 (—)
FT709R	NEW 2m H/Held/CW FNB3	263.00 (—)
FT208	2m H/Held	209.00 (—)
FT708	70cm H/Held	189.00 (—)
MMB10	Mobile Bracket	8.80 (1.00)
NC9C	Charger	9.60 (1.00)
NC8	Base/Station Charger	64.80 (2.00)
PA3	Car Adaptor/Charger	18.00 (1.00)
FN82	Spare Battery Pack	24.90 (1.00)
YM24A	Speaker Mike	23.75 (1.00)
FT726R	2m Base Station	869.00 (—)
430/726	70cm Module for above	295.00 (2.50)
FRT7700RX	A.T.U.	49.85 (1.50)
MH188	Hand 600 8pin mic	17.65 (1.00)
MD188	Desk 600 8pin mic	74.75 (1.00)
MH1A3B	Boom mobile mic	19.95 (1.00)
YH77	Lightweight phones	15.70 (1.00)
YH55	Padded phones	16.10 (1.00)
YH1	Uweight Mobile H/set-Boom mic	15.70 (1.00)
SB1	PTT Switch Box 208/708	18.00 (1.00)
SB2	PTT Switch Box 290/790	17.25 (1.00)
SB10	PTT Switch Box 270/2700	17.25 (1.00)
QTR24D	World Time Clock	34.50 (1.00)
FP501DX	Low Pass Filter	31.45 (1.00)

NEW MODELS

FRG8800	HF Receiver	559.00 (—)
FRV8800	Converter 118-175 for above	90.00 (1.00)
FT703	70cm H/Held	P.O.A. (—)
FT709	70cm H/Held	P.O.A. (—)
FT270R	2m 25W F.M.	349.00 (—)
FT270RH	2m 45W F.M.	399.00 (—)
FT2700R	2m/70cm/25W/25W	559.00 (—)
FRG 9600	60-905MHz Scanning RX	475.00 (—)

Power Supplies

DRAE		BNOS	
4 amp	40.50 (2.00)	6 amp	58.00 (2.50)
6 amp	63.00 (2.50)	12 amp	99.00 (3.00)
12 amp	86.50 (3.00)	25 amp	148.00 (4.00)
24 amp	125.00 (4.00)	40 amp	296.00 (4.00)

Aerial Rotators

9502B	3 core Light Duty	69.50 (2.00)
AR40	5 core Medium Duty	115.00 (2.00)
KR400	Med/H Duty	109.95 (2.50)
KR500	6 core Elevation	139.95 (2.50)
KR400RC	6 core Medium Duty	132.50 (2.50)
CD45	8 core Heavy Duty	189.95 (2.50)
KR600RC	8 core Heavy Duty	189.50 (2.50)
HAM1V	8 core Heavy Duty	299.00 (4.00)
TX2	8 core Very Heavy Duty	365.00 (4.00)

Switches

Sigma	2 way SO239	14.49 (1.00)
Sigma	2 way 'n' Skts	19.95 (1.00)
Welz	2 way SO239	22.95 (1.00)
Welz	2 way 'n' Skts	41.90 (1.00)
Drae	3 way SO239	15.40 (1.00)
Drae	3 way 'n' Skts	19.90 (1.00)

Miscellaneous

DRAE	Wavemeter	27.50 (1.00)
T30	30W Dummy load	8.05 (1.00)
T100	100W Dummy load	35.20 (1.00)
T200	200W Dummy load	42.55

EDITORIAL OFFICES

Practical Wireless
Westover House
West Quay Road
Poole, Dorset BH15 1JG
☎ Poole 671191
Geoff Arnold T.Eng(CEI) G3GSR
Editor

Dick Ganderton C.Eng., MIERE, G8VFF Assistant Editor

Steve Hunt Art Editor

John Fell G0API
Technical Editor

Alan Martin G8ZPW
News & Production Editor

Elaine Howard G4LFM
Technical Sub-Editor

Rob Mackie Technical Artist

Kathy Moore Secretary

ADVERTISEMENT OFFICES

Practical Wireless
King's Reach Tower
Stamford Street
London SE1 9LS
Telex: 915748 MAGDIV-G

Dennis Brough
Advertisement Manager
Sally Stewart
Secretary

☎ 01-261 6636
☎ 01-261 6872

Roger Hall G4TNT (Sam)
Senior Sales Executive
☎ 01-261 6807

Amanda Morton
Classified Ads
☎ 01-261 5846

Ian Sweeney
Make-up & Copy
☎ 01-261 6570

Practical Wireless

19 Communications and Nuclear Explosions

M. J. Darby

22 Which Transmatch?

Tony Smith G4FAI

23 Multiple Choice

Practice Questions for the RAE

26 Radio Wave Propagation — 7

F. C. Judd G2BCX

31 Tropical Hamboree

V. J. Copley-May G3AAG

32 An Add-on BFO

Michael Corke G8RJQ

35 PW Review

Dressler ara 30 Active Antenna

38 Amateur Radio Under Computer Control — 1

Ronald Alpiar

44 Kindly Note

PW Triambic Keyer — February 1985

47 PW Review

C. M. Howes CTX80/CVF80 QRP Kit

71 Advert Index

48 Benny

50 Club News

34 Letters

24 Mods

17 News

53 On The Air

42 Products

41 Subscriptions

44 Swap Spot

PW COMMENT

FOLLOWERS of Steve Birkill's recent series *Satellite TV—the Ultimate DX* will be interested to hear that a relaxation of the licensing rules governing the reception of TV programmes from low-powered satellites was announced in parliament on May 23. Currently, six English-language programmes can be received in the UK from low-powered satellites.

So far as reception in individual homes is concerned, the only licensing requirement is a special Wireless Telegraphy Act licence for satellite reception, which will cost you £10.00. Application forms are available from the Radio Regulatory Division, Department of Trade and Industry, Room 513, Waterloo Bridge House, Waterloo Road, London SE1 8UA. In most circumstances, planning permission for the antenna dish will be required.

The relatively high cost of the antenna dish and the rest of the receiving system at present is likely to keep the number of private installations down, but at least this relaxation is a step in the right direction.

With this issue, the price of your copy of *PW* goes up to £1.00. We've tried to put off the evil day, knowing how short money is for so many of you, but could resist our own economic pressures no longer. We feel that *PW* still represents the best value for money among the UK radio enthusiast magazines, and we have plans to increase that value still further in the autumn. Watch this space!

G3GSR

NEXT MONTH

SEPTEMBER '85 ISSUE

WEATHER SATELLITES

What's up there?
Beginning a new series by
Terry Weatherley G3WDL.

SAFEGUARDING THE GLA-1000 LINEAR AMPLIFIER

ON SALE 2 AUGUST

COPYRIGHT © IPC Magazines Limited 1985. Copyright in all drawings, photographs, and articles published in *Practical Wireless* is fully protected and reproduction or imitation in whole or in part is expressly forbidden. All reasonable precautions are taken by *Practical Wireless* to ensure that the advice and data given to our readers are reliable. We cannot however guarantee it and we cannot accept legal responsibility for it. Prices are those current as we go to press.

the TRIO two metre base station, the TS711E.

Several weeks have passed since I took delivery of my own TRIO TS711E. The Japanese home market model has returned whence it came and I am using the version designed specifically for the UK market. The rig is perfection epitomised. For today's two metre operator any base station with less facilities and performance than the TS711E would be far from acceptable. The TS711E's receiver performance in sensitivity and in its ability to reject unwanted adjacent signals is outstanding. I'm not talking about test equipment figures though undoubtedly these will soon be published. My own on air operating with the rig has enabled me to hear what I previously couldn't.

The transceiver covers the 2 metre band from 144 to 146 MHz in FM, USB, LSB and CW modes. When switched to the auto position the rig correctly selects mode according to frequency, a great advantage to the blind operator. Simple up/down frequency shift is provided both on the transceiver front panel and microphone.

IF shift is available, an essential when considering today's crowded 2 metre band. For more penetrating transmitted audio when working DX speech processing can also be switched in.

The TS711E has two separate VFO's and forty channels of memory. Each memory remembers frequency, operating mode, simplex or repeater shift and whether or not a tone burst is to be included. Frequencies stored in memory can be readily transferred to either VFO A or B. The VFO can be either free running as for SSB or CW operation or electrically switched to a "click" stop where it changes frequency in 12.5 or 5 kHz steps. The two VFO's can quickly be put on the same frequency, an aid when checking the position of a strong adjacent signal with one VFO whilst remaining on your operating frequency with the other.

Frequency scan on VFO can be either between or outside user set limits. On memory the transceiver can either scan the entire memory contents or be instructed to look at those frequencies of a particular mode. The TS711E has a timed hold on an occupied channel. Both priority channel and the immediate recall of your local net frequency are possible with the TS711E.

For those with failing sight or a blind operator the TS711E is a dream come true, not only is the operating mode identified by the appropriate CW letter sent in tone (F for FM, U for upper side band etc.), other rigs just bleep but, when fitted with the VS1 optional board, a digitally encoded girls voice will announce both frequency and where applicable, whether the rig is switched to repeater shift.

TS711E 2 metres £768.00 carr £7.00

TS811E 70 centimetres £895.00 inc. VAT carr £7.00



also on seventy,
the TS811E.

*The Directors and Staff of
Lowe Electronics
have pleasure
in inviting you, your wife and family
to their 1985 open day
to be held on Saturday 17th August.*

LOWE ELECTRONICS

Chesterfield Road, Matlock, Derbyshire. DE4 5LE.

Telephone 0629 2817, 2430, 4057, 4995. Telex 377482.



AR 2001, a VHF & UHF monitoring & surveillance receiver.



The AR2001 is ideal for VHF/UHF monitoring and surveillance. Having FM narrow, FM wide and AM the AR2001 receives amateur radio, television sound and broadcast FM, VHF and UHF airband and the new legal FM CB transmissions.

The AR2001 monitor offers low cost, high performance receiving facilities over the frequency range 25-550 MHz (no gaps).

All normal reception modes are included, and a wide variety of scan and search facilities under microprocessor control, make the AR2001 a versatile tool for many applications . . .

- General off air monitoring
- Spot frequency monitoring/measurement
- Selective multi frequency analysis
- Spectrum surveillance
- Detection of unwanted transmissions (Bug hunting)
- . . . and much more!

Frequency coverage is continuous from 25 to 550 MHz, in selectable increments of 5, 12.5, or 25 KHz, and modes of AM, FM (wide), or FM (narrow). Any mode can be used at any frequency or channel spacing.

Typical measured sensitivity for FM (narrow) is 0.25 microvolts or less, for 12dB SINAD, with comparable performance on the other modes. The sensitivity is maintained at any frequency between 25 and 550 MHz.

Twenty memory channels are provided, with easy keyboard entry and recall. Each memory channel stores frequency and mode information without any restrictions. The memories can be recalled manually, or may be automatically scanned in sequence for unattended monitoring.

The complete 25 to 550 MHz range can also be scanned, in 5, 12.5 or 25 KHz steps and a further facility is the ability to search between two user programmed limits with high to low or low to high searching.

A comprehensive search facility between two user designated frequencies is included. Two speeds of search are available as is the receiver's ability to scan frequencies from low to high or high to low. So that nothing is missed a delay function can be switched in to cope with the slight pause between transmissions when listening to a two way simplex conversation. Carrying on the receiver's ability to miss nothing memory channel 1 holds the priority frequency which is monitored at 2 second intervals.

Front panel readout of information is by liquid crystal display, which shows frequency, mode, channel number, frequency increment, delay engaged, etc.

A crystal controlled real time clock is provided in the AR2001, and time readout is also by the liquid crystal display.

Power requirements for the AR2001 are 12-14V dc at .3-.5A, and a suitable 230V/12V power supply is included with the set, as is a power lead to allow operation from a battery or other power source.

AR2001 Monitor **SPECIAL PRICE £345.00** inc VAT carriage £7.00

specification.

Receiver coverage	25 to 550 MHz	
Receiver sensitivity	Narrow band FM	0.3 uV (12 dB SINAD)
	Wide band FM	1.0 uV (12 dB SINAD)
	AM	0.5 uV (10 dB S/N)
Receiver selectivity	NFM	+/- 7.5 kHz at 6 dB
		+/- 20 kHz at 70 dB
	WFM	+/- 50 kHz at 6 dB
		+/- 250 kHz at 60 dB
	AM	+/- 5 kHz at 6 dB
		+/- 10 kHz at 70 dB
Number of memory channels	20	
Receiver circuitry	PLL synthesizer/high level DBM	
	with up conversion	
I.F.	1st 750 MHz, 2nd 45.03 MHz, FM	
	(wide) 5.5 MHz, FM/AM 455 kHz.	
Antenna Connector	50 ohm BNC	
Audio output	1 watt at 10% distortion	
Power requirements	12/14 volts DC at 300-500 mA	
Display	Liquid crystal	
Dimensions	138mm wide x 80mm high x 200mm long	
Weight	1.1 Kg	

LOWE ELECTRONICS


Chesterfield Road, Matlock, Derbyshire. DE4 5LE.

Telephone 0629 2817, 2430, 4057, 4995. Telex 377482.



FREE FINANCE

HAMPSHIRE, YORKSHIRE, HUMBERSIDE, JERSEY HANDIE ON HOLIDAY!!



FT203R/FT703R

The FT203R/FT703R is packaged in a lightweight, high-impact plastic case, providing comfort and convenience with high durability. The small size is made possible by using chip components.

Thumbwheel frequency selectors (with 5KHz up button) plus standard repeater shift. Volume and Squelch controls are on the top panel along with jacks for the antenna (BNC), external microphone and earphone.

With the optional external YH-2 Headset, the internal VOX system provides voice-actuated transmit/receive switching, for "hands free" operation when mobile or walking. (As FT209R).


Also included is an S/P.O meter for monitoring of relative power output and signal strength. (As FT209R).

The FTE-2 1750Hz Tone Burst Generator, which is standard, is activated manually by a button on the side of the FT203R. (As FT209R).

A range of slide-on Nicad packs or AA-cell cases provides the optimum power source for your needs (As FT209R).

144-146MHz
-10KHz (+5KHz)
Supply: 5-13V DC
IFs: 10-695-0-455MHz
Selectivity: ± 6 KHz
@ -6dB (2:1SF)

430-440MHz
10KHz (+5KHz)
Supply: 5-13V DC
IFs: 21-6-0-455MHz
Selectivity: ± 12 KHz
@ -6dB (2:1SF)



FT209R/FT709R

The FT209R/FT709R with two 4-bit CPU's and a lithium backed RAM offers features far beyond anything yet conceived, in a package smaller and lighter than any previous CPU-controlled transceiver.

Ten memory channels allow storage of either standard +/- shifts, or independent Tx and Rx frequencies for any split/repeater shift on any channel, with touch-key reverse or simplex on either frequency. Scanning capabilities include step-programmable full or partial band memory bank priority scanning etc.

Battery life is greatly extended with a programmable power saver which activates the receiver momentarily at programmable intervals.

Nineteen soft rubber dual function keys provide greater control than ever, yet operation remains easy; the keypad is carefully arranged, colour-coded and most commands are one-touch operations.

Fat 1/4" LCD digits are complemented by ten memory and nine special function indicators showing status at a glance.

144-146MHz
50/25KHz
Supply: 6-15V DC
IFs: 10-7-0-455MHz
Selectivity: ± 7.5 KHz
@ -6dB (2:1SF)

430-440MHz
50/25KHz
Supply: 6-15V DC
IFs: 21-6-0-455MHz
Selectivity: ± 15 KHz
@ -6dB (2:1SF)

FBA5




CELL CASE

FNB3



10-5V NiCd Pack

FNB4



12-5V NiCd Pack

NC9C/NC18C



Slow Charger

PA3



DC Adaptor

YH-2



Mic Headset (Vox)

MH-12A2B



Speaker Mic

CSC (Series)



Soft Case

MMB-21



Mobile Bracket

NC-15



Quick Charger

MODEL, SUPPLIED CELL, POWER OUTPUT (H/L), CASES, DIMENSIONS

FT203R	FT703R	FT209R	FT709R	FT209RH
1-5/0-2W*, c/w FBA5 CSC6 65W, 34D, 153H mm	1-5/0-2W*, c/w FBA5 CSC6 65W, 34D, 153H mm	1-8/0-2W*, c/w FBA5 CSC10 65W, 34D, 168H mm	1-8/0-2W*, c/w FBA5 CSC10 65W, 34D, 168H mm	2-3/0-3W*, c/w FBA5 CSC10 65W, 34D, 168H mm
2-5/0-3W, c/w FNB3 CSC6 65W, 34D, 153H, 482ms	2-5/0-3W, c/w FNB3 CSC6 65W, 34D, 153H mm, 480ms	2-7/0-3W, c/w FNB3 CSC10 65W, 34D, 168H, 512ms	3-0/0-3W, c/w FNB3 CSC10 65W, 34D, 168H mm, 555ms	3-7/0-4W, c/w FNB3 CSC10 65W, 34D, 168H, 512ms
3-5/0-4W, c/w FNB4 CSC7 65W, 34D, 172H, 430ms	3-5/0-4W, c/w FNB4 CSC7 65W, 34D, 172H, 435ms	3-7/0-4W, c/w FNB4 CSC11 65W, 34D, 186H, 520ms	4-0/0-4W, c/w FNB4 CSC11 65W, 34D, 186H mm, 570ms	5-0/0-5W, c/w FNB4 CSC11 65W, 34D, 186H mm, 520ms

BATTERY AND CHARGER OPTIONS

FBA5 Battery Case Only
9V* 6 "AA" Dry, 7-2V 6 "AA" NiCd
FNB3 NiCd Pack 10-8 volts, 425mAh
NC9C (15 hours), NC15 (1 hour)
FNB4 NiCd Pack 12-5 volts, 500mAh
NC18C (15 hours), NC15 (1-5 hours)

Good 50 ohm match to linears & antennas
Frequency Modulation (FM-F3-G3E)
Variable Reactance linear modulator
Sensitive quality, 2K ohm condenser mic
 ± 5 KHz Max Dev, 16KHz max bandwidth
Transmitter spurious output -60dB

Large Range of Accessories available
Supplied with YHA14A/YHA44D helical
antenna and appropriate soft case
Sensitivity: 0.25 μ V for 12dB sinad
1-0 μ V for 30dB S/N
A.F. Output: 450mW into 8ohms @ 10% THD

LEEDS
SMC (Leeds)
257 Otley Road,
Leeds 16, Yorkshire
Leeds (0532) 782326
9-5.30 Mon-Sat

CHESTERFIELD
SMC (Jack Tweedy) Ltd
102 High Street
New Whittington,
Chesterfield
Chest (0246) 453340
9.30-5.30 Tues-Sat

BUCKLEY
SMC (TMP)
Unit 27, Pinfold Lane
Buckley, Chwyd
Buckley (0244) 549563
10-5 Tues, Weds, Fri
10-4 Sat
Southampton Showroom open 9-5.30 pm Monday to Friday, 9-1 pm Saturday.

STOKE
SMC (Stoke)
76 High Street
Talke Pits, Stoke
Kidsgrove (07816) 72644
9-5.30 Mon-Sat

GRIMSBY
(SMC) Grimsby
247A Freeman Street
Grimsby, Lincs
Grimsby (0472) 59388
9.30-5.30 Mon-Sat

JERSEY
SMC (Jersey)
1 Belmont Gardens
St. Helier, Jersey
Jersey (0534) 77067
9-5 pm Mon-Sat
Closed Wed

N. IRELAND
SMC N. Ireland
10 Ward Avenue
Bangor
County Down
0247 464875.

HQ & MAIL ORDER S.M. HOUSE, RUMBRIDGE ST, TOTTON, SOUTHAMPTON



South Midlands

Practical Wireless, August 1985

DERBYSHIRE, STAFFORDSHIRE, CLWYD, CO. DOWN

**SPC 3000
NOW IN STOCK
SAVE £50! £299**
+ Car

Importer warranty on Yaesu Musen products.
Able staffed and equipped Service Department.
Daily contact with the Yaesu Musen factory
Tens of thousands of spares and test equipment.
Twenty-five years of professional experience
2 Year warranty on regular priced Yaesu products.

STOCK CARRYING AGENT: JOHN DOYLE, TRANSWORLD COMMS, NEATH (0639) 52374 DAY (0639) 2942 EVE
JACK McVICAR, SCOTCOMMS, EDINBURGH 031 657 2430
NORMAN DILLEY, DARTCOMMS, DARTMOUTH (08043) 3534

ENGLAND. Tel: (0703) 867333. Telex: 477351 SMCOMM G

Communications Ltd.



AE



AMATEUR ELECTRONICS

510/512 Alum Rock Road Alum Rock Birmingham B8 3HX



FRG-9600

The FRG-9600 all mode scanning receiver covering 60 through 905MHz continuously, with 100 keypad programmable memory channels.

FM wide, FM narrow and AM wide and narrow, SSB (single sideband) reception up to 460MHz, and the new ACSB mode. Seven tuning/scanning rates between 100Hz and 100kHz.

Scanning system allows full or limited (keypad programmed) band scanning memory scanning, with auto-resume. Carrier sensing scan stop, audio scan stop sensing. Scanning steps selectable. Signal strength indicated by a two-colour graphic S/meter. A 24-hour clock timer recorder output automatic power on/off switching and recording Multiplexed (FM wide) output, AF and RF mute.


Yaesu CAT System provides a direct control link to the cpu allowing operators with personal computers to add virtually unlimited customized control functions.

12VDC, using the optional PA-4B/C AC adapter from the AC line.

£475.00

FT-2700R 2M and 70cm Dual Band-er. True full duplex cross band working. Dual receiver front ends, local synthesisers, IFs and Tx RF stages. Two 4-bit microprocessors. Ten memories. Programme mem scanning. Reverse repeater. Priority function. 25W continuous either band. Full duplex or simplex. Distinctive graphical two colour PO/S meter. Optional voice synthesiser.

£559.00



FT-2700RH



FT-270R/RH

2m FM Transceiver. Dual 4-bit microprocessors. Dual VFOs. Ten memories. Programmable band scan limits. Priority function. Two scan modes, fixed (6 sec's) or carrier controlled scan resume. High visibility back lit LCD, 5mm digits. Unique aluminium die cast ducted heat sink.

Power outputs: FT-270R 25W and 3W, FT-270RH 45W and 5W (fan assisted cooling).

Optional voice synthesiser.

R £349.00

RH £399.00

The new and ultimate Hand-helds on 2M and 70cms.

FM, Keyboard entry, Toneburst, Repeater shift, 10 memories, Rev/Simplex, Scanning, Clear/Busy, Twin CPUs, VOX.

FT209R FROM £239.00
FT209RH FROM £245.00
FT709R FROM £28.00

The Tiny Handhelds just right for the pocket.

FM, S/Meter, Thumbwheel frequency selection, Repeater shift, Toneburst, 3 models available on the 2M 203.

FT203R FROM £195.00
FT703R

BRANCHES

S. EAST MIDLANDS
A.J.H., 151a Bilton Rd., Rugby,
Warwickshire. Tel: 0788 76473

EAST ANGLIA
Eastern Comms, 31 Cattlemarket St.,
Norwich. Tel: 0603 667189

NORTHERN
Holdings, 45 Johnston St.
Blackburn. Tel: 0254 59591

**FREEPOST -
MAIL ORDER
ENQUIRIES**



Amateur Electronics Ltd.
FREEPOST
Birmingham B8 1BR

**INSTANT HP
AVAILABLE**
WRITTEN DETAILS ON REQUEST

FREE FINANCE

Written details upon request

AE LIMITED

Telephone 021-327 1497/6313 Telex 334312 Perlec G



FT-726R/2M

All mode base station. Inbuilt AC power supply. Three modules can be installed at once for cross band operation or pushbutton band selection. 70cm module includes GaAs FET preamp. HF module for 21, 24.5 and 28MHz (make your 726R into a Five Bander). Dual VFOs, tuning 20Hz/Step or local channel steps. Speech processor for SSB and for CW optional 600Hz Narrow filter. IF shift/width. Eleven memories (Store mode as well as band). Scanning. Programmable limited band scan. Priority Function. Full duplex cross band (with satellite IF unit fitted) Independent tuning/mode and meter functions for Tx/Rx. Dual meters. Seven digit display plus two digit clarifier display. AGC. Noise blanker. RF gain tone/squelch for all modes. Continuously adjustable power, 10w full output.

£869.00

ALL MODE HF COMPUTER AIDED TRANSCEIVER

- Gen. coverage receiver.
- 12 memory channels. • LSB, USB, CW, AM, AFSK, FM. • Two VFOs.
- Personal computer compatible.
- Tuning steps. 10Hz. 5KHz. + 500KHz (Band). • Centre zero meter.
- CW. Full break-in. • AGC speed.
- Power out SSB. CW. 100w(PEP) AM 25w, FM. FSK 50w.
- IF notch and Audio peak filters.

£1650.00



FT-980



FRG-8800

FRG-8800. All band all mode Gen coverage receiver. 150kHz to 30MHz. Large liquid crystal display. 100Hz frequency resolution. S/SINPO "bar graph" type indicator. 21 button keypad. 12 internal memories and multi function scanner. AM, SSB, CW and FM. Wide and narrow bandwidths. All mode data/freq can be stored in mem's. Selectable AGC rates. Two 24 hr clocks. 8-bit CPU. Three scan modes. Yaesu CAT system comparable with most personal computers. Programme scanning. FRV-8800 optional VHS converter (mounts inside) adds 118MHz to 173.999MHz coverage to the 8800 with full frequency readout.

FRV-8800 £90.00

£559.00

YORKSHIRE

A.J. Hooker, 42 Nether Hall Rd.,
Doncaster. Tel: 0302 25690

SOUTH WEST

Uppington, 12-14 Pennywell Rd.,
Bristol. Tel: 0272 557732

EAST MIDLANDS

R.A.S. Notts., 3 Farndon Green,
Wollaton Park, Nottingham. Tel: 0602 280267



**FREEPOST -
MAIL ORDER
ENQUIRIES**



**Amateur Electronics Ltd.
FREEPOST
Birmingham B8 1BR**





ICOM

GREAT SETS...

IC-735, The Complete HF Radio



This new HF transceiver from ICOM is compact enough to make mobile or portable use a possibility. The IC-735 covers all Amateur frequencies from 1.8MHz to 30MHz including the three new bands 10, 18 and 24MHz. Modes include SSB, CW, AM and FM, all circuits are solid-state and output is approximately 100 watts.

Tuning ranges from 100kHz to 30MHz, made continuous by using a high-side IF and a CPU control system. RTTY operation is also possible. Dynamic range is 105dB with a 70.451 MHz first IF circuit. The direct feed mixer rejects spurious response and gives higher sensitivity and wider dynamic range. Pass-band tuning and a sharp IF notch filter provide clear reception even under duress. Preamp is 10dB and attenuator 20dB.

The new IC-735 from ICOM is easy to operate and versatile, it has various scanning functions, comprehensive LCD and 12 memories. Computer remote control is possible via the RS-232C jack.

Options include: the AT-150 automatic antenna tuner and shown here the PS-55 AC power supply and SM-8 desk mic.

Please contact Thanet Electronics or your local ICOM dealer for even more information on this latest HF transceiver - the IC-735.



A new exciting set is the ICOM IC-3200E FM Dual-band transceiver (144-430/440 MHz). This is the smallest transceiver available.

The IC-3200E employs a function key for low-priority operations to simplify the front panel. LCD display is easy to read in bright places, showing frequency, VFO A/B, memory channel duplex mode and S/R/F meter information.

Other features include a 10 channel memory able to store operating frequencies, Simplex or Duplex. A memory lock-out function allows the memory scan to skip programmed channels when not required. The IC-3200E has a built-in duplexer and can operate on one antenna for both VHF and UHF. Options include: IC-PS45 DC, power supply, HS-15 mobile mic, SM6 and SM8 desk mics, SP-10 external speaker and UT-23 speech synthesizer. A great future is predicted for the IC-3200E.

IC-3200E Mobile



Thanet ICOM Thanet ICOM Thanet ICOM Thanet ICOM Thanet ICOM Thanet ICOM Thanet ICOM

ICOM

GREAT VALUE

IC-02E, IC-04E Handheld

The direct entry microprocessor controlled IC-02E is a 2 meter handheld, features include: scanning, 10 memories, duplex offset storage in memory and odd offsets also stored in memory. Internal Lithium battery backup and repeater tone are included. Keyboard entry is made through the 16 button pad allowing easy access to frequencies, duplex, memories, memory scan and priority.

The IC-02E has an LCD readout indicating frequency, memory channel, signal strength, transmitter output and scanning functions.

HS-10 Headset also available, with earphone and boom microphone, which operates with either of the following:- HS 10-SB Switch box with pre-amplifier giving biased toggle on, off and continuous transmit. HS 10-SA Voice operated switch box, with pre-amplifier, mic gain, vox gain and delay. The IC-2E and 4E continue to be available.

You can get what you want just by picking up the telephone. Our mail-order dept. offers you: free, same-day despatch whenever possible, instant credit, interest-free H.P., telephone Barclaycard and Access facility and a 24 hour answering service.

Please note that we have a retail branch at 95, Mortimer Street, Herne Bay, Kent. Tel: 369464. Give it a visit, BCNU.



Authorised ICOM dealers in the UK

Alexian Electronics Ltd. Edinburgh, 031-554 2591.
Alyntronic, Newcastle, 0632-761002.
Amateur Radio Exchange, London (Ealing), 01-992 5765.
Amcomm, London (S. Harrow), 01-422 9585.
Arrow Electronics Ltd., Chelmsford Essex, 0245-381673/26.
Beamrite, Cardiff, 0222-486884.
Booth Holding (Bath) Ltd., Bristol, 02217-2402.
Bredhurst Electronics Ltd., W. Sussex, 0444-400786.
Dressler (UK) Ltd., London (S. Harrow), 01-558 0854.
D.W. Electronics, Widnes Cheshire, 051-420 2559.
Hobbytronics, Knutsford Cheshire, 0565-4040. Until 10pm daily.
Photo Acoustics Ltd., Buckinghamshire, 0908-610625.
Radcomm Electronics, Co. Cork, Ireland, 01035321 632725.
Radio Shack Ltd., London NW6, 01-624 7174.
Scotcomms, Edinburgh, 031-657 2430.
Tyrone Amateur Electronics, Co. Tyrone, N. Ireland, 0662-2043.
Reg Ward & Co. Ltd., S.W. England, 0297-34918.
Waters & Stanton Electronics, Hockley Essex, 0702-206835.

Listed here are authorised dealers who can demonstrate ICOM equipment all year round. This list covers most areas of the U.K., but if you have difficulty finding a dealer near you, contact Thanet Electronics and we will be able to help you.

Cue Dee Antennas Special Offer!

CUE DEE antennas are designed to last for decades – the best possible aluminium alloy for this purpose is used (SIS 4212-06).

The booms are made of 28mm tubing with 1.5mm wall, with colour marks clearly indicating where to fit the elements. By using tubular boom, and a synthetic guy wire on the long yagis, the windload is reduced by a factor 0.66 compared to using square shaped material for boom and guying.

The driver element is made of 12mm tubing and features a PTFE (Teflon) insulated gamma match which is pre-tuned at the factory and made for 50 ohm feeder with a PL 259 type connector. No further adjustments or power consuming balun needed. This matching system ensures a clean radiation pattern and transfers the power without losses.

The parasitic elements are made of 6mm solid rod and mounted to the boom with the aid of a CUE DEE element washer, boom to element part and a screw. This, together with our intelligible assembly manual, makes an extremely easy and solid assembly which assures the long life of a CUE DEE antenna.

2 metre Yagis.

4144A – 4 element, 8dBd gain £19.00.

10144 – 10 element, 11.4dBd gain £37.00.

15144 – 15 element, 14dBd gain £49.00.

Order now while stocks last.

Thanet Electronics
Dept PW143 Recurve Road Herne Bay, Kent.
Tel: (0271) 363859



A.R.E.

COM

FOR THE LARGEST SELECTION OF AMATEUR RADIO EQUIPMENT IN ENGLAND, SCOTLAND and WALES

As most of our customers will have heard, Bernie & Brenda have sold their shop in London and are now giving much more time to the Northern branch at Earlestown, Newton Le Willows. As a result Earlestown will carry a much larger selection of new and second hand equipment than ever before.

Our Service Department at Earlestown has been extended and re-equipped with the latest test equipment, and our showrooms will be enlarged to two floors. At Earlestown you have adequate facilities to test each make side by side and to decide just which rig is right for you.

We don't just sell Yaesu or Trio or Icom — we sell them all, so its for you, our customer, to decide — perhaps with our advice if you require it which rig is best for your purpose.

So take a trip to Earlestown, which is just a couple of miles from Junction 22 or 23 on the M6 and close to the intersection of the M6 and M62.

Why not combine your visit with a day out for the family at the famous Knowsley Safari Park which is just a few miles from the shop.

Peter G4KKN will be pleased to welcome you with the customary cup of Brenda's coffee, and the freedom to wander round the shop to select and try out the masses of equipment at your leisure.

THIS MONTH'S SPECIAL OFFERS

FRG 9600

**OUR PRICE
£449**



THE LATEST AND GREATEST FROM YAESU

All-mode scanning receiver

60-910MHz — no gaps

FM, AM SSB — 5, 10, 12.5, 25 KC STEPS

Also — 1KHz/100Hz on SSB

Interface for computers

Video output

FT 757 GX

**OUR PRICE
£779**



100w multi mode transceiver

Gen. cover. RX

FM & CW narrow, fitted

New equipment now in stock

- Yaesu FT 709 70 cms H/HELD
- Yaesu FT 703 70 cms H/HELD
- Icom IC 3200 dual bander

Very special offer

- Mutek Transverter
- 2 metres in 6 metres out
- List price £199 **OUR PRICE £169**

38, BRIDGE STREET, EARLESTOWN, NEWTON LE WILLOWS, MERSEYSIDE
TEL: 09252 - 29881



COMMUNICATIONS LTD

REGENCY GENERAL COVERAGE SCANNING RECEIVER


Now with extended frequency
cover to 1.3 ghz.



OUR PRICE
£395

FREQUENCY
25-500MHz
800-1.3GHz
AM + FM

"FULL DUPLEX"



FT270RH

"45W FM MOBILE"

Fully synthesised 2M FM Transceiver
45W (RH), 25W (R) Power Output
Dual VFOs
Optional Voice Synthesiser
1MHz/25kHz/12½kHz Steps
10 channel memory
'+' '-' Repeater shifts with reverse facility
Memory Priority and Programmable Memory Scan
17 Function Priority and Programmable Memory Scan
17 Function LCD Display, LED 'S' Meter
One piece diecast alloy chassis
(Fan assisted cooling on 45W model)
140mm W x 40mm x 180mm D

£349



FT2700RH

Mail order now, same day despatch from
Earlestown. Phone with Access or
Barclaycard for any item related to
Amateur Radio.

Dual Band FM 2M and 70cms
Full Duplex Operation
Aesthetically pleasing LCD Display/'S' Meter
25W power output both on VHF and UHF!
Optional Voice Synthesiser
1MHz/25kHz/12½kHz steps (12½ on UHF!)
'+' '-' Repeater shifts with reverse facility
10 Channel Memory
Priority Memory Scan/Programmable
Memory Scan
One piece diecast centre chassis
50(H) x 150(W) x 168(D) mm

£495

SOME EXAMPLES OF OUR PRICES

YAESU

FT203	Hand held 2M with NiCad	£195
FT209	Hand held 2M with NiCad	£239
FT290	All mode portable	£299
FRG8800	Gen. Cov. H.F. Receiver	£499
FRG8800	With VHF Module	£559
FT757GX	H.F. Gen. Cov. Transceiver	£779
FC757AT	Auto Tuner	£259
FP757HD	Power Supply	£269
FT726	With 2M Module	£799

ICOM

IC751	H.F. Transceiver	£1,229
IC745	H.F. Transceiver	£869
ICR70	Gen. Cov. Receiver	£589
ICR71	Gen. Cov. Receiver	£675
IC271	VHF Base Station	£689
IC471	UHF Base Station	£789

KENWOOD/TRIO

TS940	H.F. Transceiver	£1,595
TS430	H.F. Transceiver	£695
R2000	Gen. Cov. H.F. Receiver	£469
R600	Gen. Cov. H.F. Receiver	£275
TH21E	2M Hand Held	£179
TH41E	70cm Hand Held	£199

WHERE'S EARLESTOWN?

IT'S JUST AT THE OTHER END OF YOUR TELEPHONE.
FOR THE MOST COMPREHENSIVE LIST OF GOODS
AVAILABLE ON MAIL ORDER JUST PHONE

092 52-29881


All prices include VAT and are correct as we go to press. However, we
reserve the right to vary them if forced to do so by the time this
advertisement appears.

PCBs SERVICE FOR P.W. PROJECTS

WR167	PW RTTY	£4.40	June 1983
WR161	Marchwood Power Unit	£2.90	July 1983
WR169	PW Seven	£2.65	July 1983
WR168	PW Seven	£1.90	July 1983
WR172A	PW Prescaler	£2.90	July 1983
WR171	PW Prescaler	£1.65	July 1983
WR174	PW Capacitance meter	£2.65	Oct 1983
WR173	PW Digital calibrator	£3.40	Oct 1983
WR176/177/178	PW Dart	£3.65	(each)
WR182	Bridport	£2.65	
WR179	Transceiver Box Unit	£3.90	
WR175	PW IF Signal Generator	£4.90	
WR183	Top Direction Receiver	£3.90	May 1984
WR184	Top Band Receiver	£4.20	May 1984
WR185	Auto Notch Filter	£3.15	June 1984
WR187	Morse Sending Trainer	£2.40	
WR188	Microphone Pre-amp	£2.40	
WR189	Bug Key with memory	£4.35	
WR190	Modifying FRG7	£3.15	
WR191	Remote MF Loop	£2.40	
WR192	Remote MF Loop	£2.90	
WR192/A/B	Bug Key with memory	£6.40	
WR193	Battery State Indicator	£3.40	
WR194	Modifying FRG7	£3.40	
WR195/A/B	Stable Tone Burst	£3.40	
WR196	PW Teme	£4.90	
WR197	PW Colne	£3.60	June 1985
WR198	PW Colne	£5.20	May 1985
A005	PW Colne	P.O.A.	April 1985
A006	PW Colne	P.O.A.	April 1985
WAD302	Battery Charger Controller	£2.60	June 1985

COMPREHENSIVE RANGE OF TRANSFORMERS & PRINTED CIRCUIT BOARDS. A RANGE OF PLASTIC BOXES ARE AVAILABLE

PHONE FOR DETAILS
Terms strictly by cheque or Postal Orders with order.
Please write to Tel. for more information to:



Electronic & Mechanical Products Ltd.,
3 Crown Buildings, Crown Street, London SE5 0JR.
Tel: 01-703 2311/2 Telex: 886379
For Goods in stock, please allow 4 days delivery.

AUDIO OSC gen purpose Advance 15c/s to 50Kc sine wave 5 & 600 ohm O/P mains, size 13x9x7" tested £29. **SIG GENS** Army CT402 Marc TF995A3. 1.5 to 220Mc/s AM/FM all standard features tested with book & accs. £100. **TRANSIS ANYLIZERS** AVO CT446 provides wide ranges of tests, in carrying case size 15x9x5" reqs dry batteries with inst book £29. **PULSE GEN** type CT500 var 100c/s to 12Kc, var width, Delay, var O/P mains operated in neat case, tested £45. **TEST SET** with meter 50Ua, rot swts, terms, etc in case size 10x8x5" £8.50. **TEST SET** with meter 5-0-5 Ua scale 5-0-5 with terms etc in neat case size 10x8x7" £14.50. **MOTOR** 6/24v DC 60 RPM at 24v int gearbox size 2 1/2 x 1 1/2 x 1 1/2" £4.50. **SWTS** rot type 1/4" shaft ceramic 2p 10 way 2 for £2.50. **TERM H.D.** panel mt type insul. in black 1/4" stud 2 for £2; 4 for £3.50. **REC TAPE** Audio 1/4" on 8 1/4" all spools with small centres 1800ft these have had small amount of use 4 tapes plus spare spool £11.50. **TAPE RECORDERS** 2 chan 3 speed 1/4 tracks with mon speaker in wood carrying case 20x13x9" takes 7 1/2" spools for 240v with Headset with boom mike, reel of tape & spare spool, circ & inst. £29 or Rec only £19. **ARMY RECT** No. 7 for 200/250 or 12v DC I/P provides 80-0-80v DC Teleprinter supply, can be adapted to give 240v AC for 12v I/P about 40 watts in wood case size 7x9x7" with circ. £8.50. **ARMY AE EQUIP.** Whip Ae 16ft 4 section with insul case £8.50. Telescopic 27ft 6 section, 5ft closed £28. Guy kit £8. Mast kit 30ft 10 section 1" with carrying bag & accs. £30. Long Wire Ae kit 120ft with 4x insulators & 2x 25ft cords £6.50. Whip ae 10ft 7 section screw base £4.50. Vertical Dipole 36/60Mc/s 3 section approx 12ft with guys & coax. £18. **UHF Ae** for A43R 225/300Mc/s ground plane £6.50. Mast 7 section 8ft for use with A43 ae £6.50. **POWER UNIT** gen purpose mains, O/P stab & var 0 to 500v DC at 150 Ma also 6.3v AC at 5 amps with meter, tested 19" mt. £35. **TRANS** 240v C core Sec 275-0-275v at 70Ma 6.3v 4.5 amp 6.3v 60Ma £7.50 also 240/115 Auto trans 650 watt enclosed £14.50. **COAX UR57** H.D. 75 ohm 10mm osd 15mts for £6.50, 30p mt over this. The following items for callers, CT316 trig 3" mon scopes £15. Solartron AC Mill/V meters £15, Solartron 3" scopes bench type £55. **TDMS** T.S. with CRT Mains £15.

Above prices inc carr/postage & V.A.T. Goods ex equipment unless stated new. Allow 14 days for delivery, S.A.E. with enquiry or 2 x 17p stamps for List 36.

A. H. SUPPLIES

122 Handsworth Road, Sheffield S9 4AE.
Telephone: (0742) 444278

TRANSFORMERS

EX-STOCK

INVERTERS

MAINS ISOLATORS				50/25V or 25-0-25V				30/15V or 15-0-15V				12/24V DC in 240V AC out			
Pri/Sec 0-120Vx2				2x25V Tap Secs. Volts				Tap Sec. Volts available 3, 4, 5, 6, 8, 9, 10, 12, 15, 18, 20, 24, 30 or 15-0-15V				100W			
(60-1KVA TAP SECS)				available 5, 7, 8, 10, 13, 15, 17, 20, 25, 30, 33, 40, 20-0-20 or 25-0-25V				30V 15V Price P&P				250W			
VA	Price	P&P		VA	Price	P&P		VA	Price	P&P		VA	Price	P&P	
*20	6.11	1.70		50V	25V	P&P		15	1	3.35	1.35	100W	£64.90		
60	9.96	1.89		1	2	5.28	1.56	1	2	4.64	1.48	250W	£198.00		
100	11.63	2.10	0.5	1	4.34	1.47	2	4	7.34	1.69		500W	£260.00		
200	16.47	2.36	1	2	5.28	1.56	3	6	8.50	1.95		1000W	£414.00		
250	19.92	2.77	2	A	9.12	1.94	4	A	18.15	1.99		CONSTANT VOLTAGE			
350	24.64	2.94	3	6	10.67	2.01	5	A	12.56	2.10		TRANSFORMERS 1%			
500	30.69	3.10	4	8	14.80	2.28	6	P	14.30	2.30		Spike-free stable mains			
750	41.28	3.70	6	M	18.91	2.39	8	M	16.16	2.39		120VA			
1000	55.65	4.20	8	P	26.75	2.89	10	P	21.92	2.48		250VA			
1500	71.79	5.95	10	S	31.74	3.29	12	S	24.36	2.63		500VA			
2000	86.38	6.36	12	24	37.89	3.36	20	S	27.96	3.20		1KVA			
3000	121.12	Q/A										2KVA			
6000	258.79	Q/A										6KVA			
*115 or 240V Pri 240V				60/30V or 30-0-30V Pri.				AUTOS				CO-AX CABLE			
400/400V ISOLATORS				2x120V, 2x30V Tap Secs.				105, 115, 220, 230, 240V				URM 50C			
VA				Volts available 6, 8, 10, 12, 16, 18, 20, 24, 30, 36, 40, 48, 60, 24-0-24 or 30-0-30V.				For step-up or down				(U.K. MAN.) £18.00/100M			
60	9.96	1.90		60V	30V	P&P		VA	Price	P&P		P&P £2.00+VAT			
100	11.63	2.10	0.5	1	4.31	1.58		80	5.08	1.48		AVO SPECIAL OFFER			
200	16.47	2.36	1	2	5.51	1.66		150	7.26	1.69		DA 117			
250	19.92	2.52	2	4	9.56	2.00		500	13.96	2.34		DA 211			
350	24.64	2.94	3	A	13.96	2.10		1000	23.84	2.90		DA 2000			
500	30.69	3.10	4	8	15.91	2.31		1500	29.58	3.35		P&P £1.00+VAT			
1000	55.65	4.20	5	M	20.11	2.36		2000	44.34	4.20		AVOS & MEGGERS			
2000	86.38	5.50	6	P	22.95	2.78		3000	75.22	5.90		8 MK6 (latest)			
3000	121.14	Q/A	8	S	27.55	3.57		5000	113.11	Q/A		MM5 Minor			
6000	240.19	Q/A	12	24	43.28	3.88						Megger crank			
12/24V or 12-0-12V				MINIATURES (SCREENS)				CASED AUTOS				Megger Batt.			
2x12V Secs. Pri. 240V				12V 24V Price P&P				240V Cable I/P				METAL OXIDE 1/4W 5%			
0.3	15	2.53		36	3-0-3V	2	3.26	96	20	7.57	1.59	ELECTROSIL TR4			
1	5	3.35		138	6x2	1A x2	3.62	130	80	9.81	1.69	RESISTORS £1/100			
2	1	4.46		120	9-0-9	1	2.72	96	150	12.70	1.99	12, 33, 47, 390, 430, 510,			
4	2	5.15		160	9x2	0.33x2	2.53	96	250	15.47	2.78	560, 1K, 1K1, 1K3, 1K5,			
6	4	8.47		170	8x2	5x2	3.53	130	500	25.38	4.20	1K8, 2K, 3K, 3K9, 15K, 16K,			
8	4	9.43		186	8x2	1A x2	4.48	96	1000	36.43	3.97	24K, 27K, 39K, 56K, 82K,			
10	5	10.21		205	15x2	2A x2	2.53	96	2000	63.48	4.76	100K, 110K, 120K, 130K,			
12	6	11.43		215	12-0-12	0.5	3.21	96	3000	91.14	Q/A	150K, 200K, 220K, 270K,			
16	9	13.62		233	20x2	3x2	3.55	130				300K, p&p 20p			
20	10	15.53		285	20-12	5	4.34	170				EDUCATIONAL METERS			
25	15	22.79		285	15-20x2	1A x2	5.88	170				Finger screw front terminals			
30	30	46.69		450	15-27x2	5A x2	5.07	150				0-10A, or 0-30V DC			
83	41	53.76		550	15-27x2	1A x2	7.66	174				78x98mm			
96/48V. Pri. 2x120V				0-CT-15V				BRIDGE RECTIFIERS				£3.98 + 50p P&P			
Secs. 2x36/48V				0-CT-15V				1A 400V							
				P&P				2A 200V							
				0.5	1	5.64	1.52	3A 15KVA 2 or 3-phase							
				2	4	15.42	2.31	Plus Toroids							
				3	6	18.58	2.52	Stock items by return							
				5	10	33.34	3.36	PLEASE ADD 15% VAT TO							
				6	12	42.38	3.68	ALL ITEMS AFTER P&P.							
				8	16	46.23	3.98								

BARRIE ELECTRONICS LTD

Unit 211, Stratford Workshops
Burford Road, London E15 2SP
Tel: 01-555 0228 (3 lines)

You can depend on

ELECTROVALUE

to supply the fine range of test & measurement gear by

thandar

Made in U.K.

● counters
● multimeters
● scopes
● signal generators etc.

FREE 44 PAGE PRICED AND ILLUSTRATED CATALOGUE ON REQUEST
● Over 6000 items stocked

ELECTROVALUE LTD 28 St. Jude's Road, Englefield Green, Egham, Surrey TW20 0HB Phone Egham (0784) 33603. Telex 264475
North Branch, 680 Burnage Lane, Manchester M19 1NA
Telephone 061 432 4945
Please mention this publication when replying

BRITAINS FOREMOST QUALITY COMPONENT SUPPLIERS



MICROWAVE MODULES LTD

Microwave Modules Ltd is a full time professional organisation, established over **16 years** ago in **1969**, and currently employs over **30 full time**, on site staff based in our two modern, purpose built factories. In addition, a similar number of "Outworkers" are involved in assembly and mechanical operations.

OUR EXTENSIVE RANGE . . .

Our Product Range now exceeds **50 individual items** in total and is the widest range available from any one manufacturing company. Our technical resources have enabled us to not only become the **largest and most successful** designer and manufacturer of R.F. products, such as **Linear amplifiers** and transverters, but also designers and manufacturers of **innovative** microprocessor and digital products such as **The Morsetalker**, **MMSI**, and the **RTTY to TV Decoder**, **MM2001**.


ALL BRITISH . . .

Every product in our range is designed and manufactured in the UK by our own employees, and wherever possible British Components are utilised.

GUARANTEED . . .

All Microwave Modules products are **fully guaranteed for 12 months**. This includes all semiconductors and **PA transistors**. We have built our reputation around our customer service and back-up which is second to none.

OUR RANGE OF LINEAR AMPLIFIERS . . .



PRODUCT	Input Power	Output Power	Modes of Operation	Preamplifier		Power Requirements	RF Vox*	PRICE inc VAT
				Gain	N.F.			
MML144/30-LS	1 or 3W	30W	SSB, FM, AM, CW	12dB	<1.5dB	13.8V @ 4A	✓	£82.90 (p&p £3.50)
MML144/50-S	10W	50W				13.8V @ 6A	✓	£92.00 (p&p £3.50)
MML144/100-S	10W	100W				13.8V @ 12A	✓	£149.95 (p&p £4.00)
MML144/100-HS	25W	100W				13.8V @ 12A	✓	£149.95 (p&p £4.00)
MML144/100-LS	1 or 3W	100W				13.8V @ 14A	✓	£169.95 (p&p £4.00)
MML144/200-S	3, 10 or 25W	200W				13.8V @ 30A	✓	£299.00 (p&p £5.25)



PRODUCT	Input Power	Output Power	Modes of Operation	Preamplifier		Power Requirements	RF Vox*	PRICE inc VAT
				Gain	N.F.			
MML432/30-L	1 or 3W	30W	SSB, FM,	12dB	2dB	13.8V @ 6A	✓	£145.00 (p&p £4.00)
MML432/50	10W	50W	ATV, AM,	12dB	2dB	13.8V @ 8A	✓	£129.95 (p&p £4.00)
MML432/100	10W	100W	CW	—	—	13.8V @ 20A	✓	£299.00 (p&p £5.25)

* The RF VOX can be overridden and hard wired.

CONNECTORS . . .

144MHz products—Our standard connector on these products is SO239. We use a high quality PTFE socket of superior quality, but we are able to supply the choice of BNC or 'N' type at no extra charge. Please specify.

432MHz products—The MML432/30 L is fitted with BNC connectors, 'N' type available, please specify.

The MML432/50 and MML432/100 both have BNC input sockets and 'N' type output sockets. If this is not to your preference please specify when ordering.

DATA SHEETS . . . A full printed data sheet is available on each product, and is free on request.

CATALOGUE . . . A copy of our latest catalogue can be obtained free of charge upon request.

AVAILABILITY . . . Our products are normally available from stock, either direct from ourselves or any of our 75 UK outlets.



WELCOME

MICROWAVE MODULES LTD.

BROOKFIELD DRIVE, AINTREE, LIVERPOOL L9 7AN, ENGLAND

Telephone: 051-523 4011 Telex: 628608 MICRO G

CALLERS ARE WELCOME, PLEASE TELEPHONE FIRST

HOURS:
MONDAY-FRIDAY
9-12.30, 1-5.00
E. & O.E.

S.E.M. UNION MILLS, ISLE OF MAN

Tel: MAROWN (0624) 851277



SEMFACT - At last we have overcome the enormous demand for our **WAVE METER** and it's now in stock.

S.E.M. TRANZMATCH. The most VERSATILE Aerial Matching (Tuning) Unit available. Matches 15-5,000 ohms BALANCED or UNBALANCED feeders up to 1 KW. Air coupled BALUN (no toroids) means no connection to equipment, which can cure TVI both ways. An SO239 and screw terminals for CO-AX, END FED or TWIN FEEDERS. Size 8 1/4" x 4" x 7 1/4". 3.5-30MHz £89. 1.8-30MHz £99. The highly acclaimed EZITUNE built in (see below) £29.50 extra. 90% we sell have the EZITUNE option. All Ex-stock.

NEW S.E.M. WAVEMETER. Have you read your licence? Have you got a wavemeter? Produced following so many requests. 1.5-30MHz in 3 switched bands with a very nice meter. Only £29.50 Ex stock.

S.E.M. IMABIC KEYS. No better fully auto keys anywhere. Uses Curtis chip. R.F. proof. Sidetone etc. £45. A first class twin paddle key £17.50 Ex stock.

BRAID BREAKER/Hi PASS FILTER. Stop TVI at TV. £6.50 Ex stock.

RF NOISE BRIDGE. Adjustable 0-infinity ohms, 3" x 1 1/2" x 2" only. SO239s, 1-170MHz. Neat, accurate & economical. £34.50 Ex Stock.

3 WAY ANTENNA SWITCH 1Kw SO239s. Good to 2 metres. £17.50 Ex stock. Or 4th position to earth output £19.80 Ex stock.

S.E.M. 2 METRE TRANZMATCH. 5 1/2" x 2", 3" deep. SO239s. £27.50 Ex stock.

S.E.M. EZITUNE. New circuit. Gives MORE noise & bomb proof operation.

Because no similar unit is made, it's usefulness is not appreciated until you have used one. Eliminates need for S.W.R. bridge.

Clean up the bands, increase your P.A. life by many times, by tuning up without transmitting.

Connects in aerial lead, produces S9 + noise in receiver. Adjust A.T.U. or aerial for minimum noise. You have now put an exact 50 Ohms into your transceiver. Fully protected, you can transmit through it, save your P.A. and stop QRM. SO239s, 3" x 1 1/2" x 2". £34.50 Ex stock. P.c.b. + fixing + instructions to fit in TRANZMATCH or any ATU £29.50 Ex Stock.



SENTINEL 2M LINEAR POWER/PRE-AMPLIFIERS

Feature either POWER AMP alone or PRE-AMP alone or both POWER AND PRE-AMP or STRAIGHT THROU when OFF. Plus a gain control on the PRE-AMP from 0 to 20dB. N.F. around 1dB with a neutralised strip line BF981.

Ultra LINEAR for all modes and R.F. or P.T.T. switched. 13.8V. SO239s.

Five Models: Ex. Stock

3/36. 12 times power gain, e.g. 3W in, 36W out. £70

10/50. 10W in, 50W out. £86.

10/100. 10 to 100W. £135.

POWER SUPPLIES for our linears 6 amp £34. 12 amp £49.

SENTINEL AUTO 2 METRE or 4 METRE PRE-AMPLIFIER (R.F. Switched)

1dB N.F. and 20dB gain, (gain control adjusts down to unity) 400W P.E.P. power rating. Use on any mode. 12V 25mA. Sizes 1 1/2" x 2 1/4" x 4". £29.50* Ex stock.

PA5 Same specification as the Auto including 240V P.S.U. £33.00* Ex stock.

SENTINEL 2 METRE PRE-AMPLIFIER. No R.F. switch. £15.00* Ex stock.

S.E.M. AUDIO MULTIFILTER (A very good filter at a very good price).

The most versatile filter available. Gives "passband" tuning, "variable selectivity" and one or two notches. Switched Hi-pass, Lo-pass, peak or notch. Selectivity from 2.5KHz to 20KHz. Tunable from 2.5KHz to 250KHz. PLUS another notch available in any of the four switch positions which covers 10KHz to 100KHz. 12V supply. Sizes: 6" x 2 1/2" front panel, 3 1/2" deep, all for only £65.00 Ex stock.

SENTINEL AUTO H.F. WIDEBAND PRE-AMPLIFIER 2-40MHz, 15dB gain. Straight through when OFF, 9-12V. 2 1/4" x 1 1/2" x 3". 200W £19.55* Ex stock.

SENTINEL STANDARD H.F. PRE-AMP. No R.F. switching. £12.62* Ex stock.

12 MONTHS COMPLETE GUARANTEE INCLUDING ALL TRANSISTORS.

Prices include VAT and delivery. C.W.O. or phone your credit card number for same day service *Means Belling Lee sockets, add £1.90 for SO239s or BNC sockets. Ring or write for more information. Place orders or request information on our Anaphone at cheap rate times.

Goods normally by return.

COMMUNICATION RECEIVER



uniden MODEL CR-2021

A compact communications receiver with full professional specifications and facilities.

- ☐ FULL FREQUENCY COVERAGE OF 150KHz to 29.999MHz and 78 to 108MHz.
- ☐ MAXIMUM SENSITIVITY ON AM/SSB/CW, also FM, with NARROW/WIDE FILTER.
- ☐ MEMORY FOR ANY 6 AM/SSB and 6 FM FREQUENCIES, plus AUTOMATIC SCANNING BETWEEN ANY TWO FREQUENCIES.
- ☐ KEYBOARD ENTRY OF FREQUENCY SHOWN ON LCD DISPLAY.
- ☐ EXTERNAL SOCKETS FOR AERIAL, EARTH, HEADPHONES and LOUDSPEAKER.
- ☐ OPERATION FROM INTERNAL BATTERIES, 12V DC, or 240V AC.
- ☐ ONLY £189.75 inc VAT and P&P.

Please allow 7-14 days for delivery

LECMAR ELECTRONICS

113 High Street, Cowes, Isle of Wight PO31 7AX

Tel: (0983) 293996

DEALER ENQUIRIES INVITED

BARCLAYCARD ACCESS

RST

MAIL ORDER CO.
Langrax Supplies Ltd.,
Climax House,
159 Fallsbrook Road, Streatham, SW16 6ED.
SPECIAL EXPRESS MAIL ORDER SERVICE

AZ31	2.75	EM81	2.50	PL509	6.00	6AK5	5.99	6K8	3.00
CL33	4.00	EM87	2.50	PL519	6.00	6AL5	1.50	6KD6	7.00
DY86/7	1.50	EN91	6.50	PL802	6.00	6AM6	6.02	6LG6	3.00
DY802	1.50	EY51	2.75	PY33	2.50	6AN5	4.75	6L6GC	4.75
E88CC	8.42	EY86	1.75	PY81	1.50	6AN8A	3.50	6L7	2.50
E180F	10.20	EY88	1.75	PY82	1.50	6AQ5	2.25	6LQ6	7.50
E810F	35.48	EY500A	3.00	PY83	1.25	6AR5	25.00	6M7	3.75
EAB8C0	1.25	EZ80	1.50	PY88	2.00	6AS6	8.66	6RH8BK8N8	10.00
EB91	1.50	EZ81	1.50	PY800A	4.00	6AS7G	8.75	6SA7	3.00
EBF80	1.50	GY501	3.00	PY800	1.50	6AT6	1.25	6SC7	2.75
EBF89	1.50	GZ32	4.00	PY801	1.50	6AU5GT	5.00	6SL7	3.25
EC51	8.00	GZ33	4.75	QOV02-6	31.80	6AU6	2.50	6SK7	3.50
ECC33	4.50	GZ34	4.00	QOV03-10	23.50	6AW8A	3.00	6SL7GT	3.00
ECC35	4.50	GZ37	4.75	QOV03-20A	6B7	6B8	3.25	6SN7GT	3.00
ECC81	1.75	KT61	5.00	QOV06-40A	48.38	6BA6	1.50	6SS7	2.75
ECC82	1.75	KT66	15.00			6BA7	5.00	6SG7M	2.50
ECC83	1.75	KT77	12.00	QV03-12	6.80	6BE6	1.50	6J8A	2.25
ECC85	1.75	KT88	20.00	R18	3.00	6BH6	2.50	6V6GT	2.25
ECC88	3.50	N78	15.00	R19	9.24	6B16	2.25	6X4	2.00
ECC91	8.93	OA2	3.25	SP41	6.00	6BN6	2.00	6X5GT	1.75
ECF80	1.50	OB2	4.35	SP61	4.00	6BQ7A	3.50	12AX7	1.75
ECF83	1.50	OC3	2.50	U19	13.75	6BR7	8.00	12BA6	2.50
ECF84	3.50	OD3	2.50	U25	2.50	6BR8A	3.50	12BE6	2.50
ECF81	3.00	OC6	2.50	U26	2.50	6BS7	6.00	12BY7A	3.00
ECL80	1.50	PC86	2.50	U37	12.00	6BW6	5.00	12E1	20.00
ECL82	1.50	PC88	2.50	UAB8C0	1.25	6BW7	1.50	12H7	4.50
ECL83	3.00	PC92	1.75	UBF89	1.50	6BZ6	2.75	30FL1/2	1.38
ECL86	1.75	PC97	1.75	UCH42	2.50	6C4	1.25	30P4	2.50
EF37A	5.00	PC900	1.75	UCH81	2.50	6C6	3.50	30P13	1.90
EF39	2.75	PCF80	2.00	UCL82	1.75	6C8BA	2.50	30P14	1.80
EF41	3.50	PCF82	1.50	UCL83	2.75	6CD6GA	5.00	572B	55.00
EF42	4.50	PCF86	2.50	UF89	2.00	6CL6	3.75	805	45.00
EF50	2.50	PCF801	2.50	UL41	5.00	6CH6	13.00	807	3.75
EF54	5.00	PCF802	2.50	UL84	1.75	6CW4	8.00	811A	18.33
EF55	3.50	PCF805	1.70	UY41	2.25	6D6	3.50	812A	35.00
EF80	1.75	PCF808	1.70	UY85	2.25	6D6S	6.00	813	65.00
EF86	3.50	PCF809	3.00	VR105/30	2.50	6D6JB	4.75	866A	20.03
EF91	2.95	PCL82	2.00	VR150/30	2.50	6E48	3.00	872A	20.00
EF92	6.37	PCL83	3.00	Z759	25.00	6EH5	1.85	91A6A	8.25
EF183	2.00	PCL84	2.00	Z803U	25.00	6F6	3.00	9250	7.00
EF184	2.00	PCL85	2.50	2D21	3.25	6GK6	2.75	5763	4.50
EL32	2.50	PCL86	2.50	3B28	40.00	6H6	3.00	5814A	4.00
EL33	4.00	PCL800	6.00	4CX250B	58.00	6HS6	6.00	6146A	8.25
EL34	4.00	PD500	6.00	5RA4GY	3.50	6J5	4.50	6883B	8.25
EL36	2.50	PFL200	2.50	5U4G	3.00	6J6	8.93	6930	14.00
EL38	15.00	PL36	2.50	5V4G	2.50	6J7	4.75	6146B	12.00
EL40	15.00	PL81	1.75	5Y3GT	2.50	6JB8A	5.00	6550	8.00
EL41	2.25	PL82	1.50	5Z3	4.00	6JEC6	7.50	6883B	8.25
EL84	2.25	PL83	2.50	5Z4GT	2.50	6J58C	6.00	6973	4.00
EL86	2.75	PL84	2.00	630L2	1.75	6K4N	2.50	7025	3.00
EL91	9.08	PL504	2.50	6AB7	3.00	6K6GT	2.75	7027A	8.00
EL95	2.00	PL508	2.50	6AH6	5.00	6K7	3.00	7360	10.00
EL360	8.50							7586	15.00
								7587	23.00

Open daily to callers: Mon-Fri 9 a.m.-5p.m.
Valves, Tubes and Transistors - Closed Saturday
Terms: C.W.O. only, allow 7 days for delivery. Tel: 01-677 24247.
Prices excluding VAT add 15%
Quotations for any types not listed S.A.E.
Post and packing 50p per order
Telex 946708
Prices correct when going to press

dressler

191 FRANCIS ROAD

LEYTON · E10

TEL. 01-558 0854 / 01-556 1415

TELEX 8953609 LEXTON G

OPEN: MON - SAT 9AM - 5.30PM

HP FACILITIES AVAILABLE

PROMPT MAIL ORDER



**P.O.A.
SUMMERTIME
SPECIALS
PRICES**

**ICOM
IC02E
OR
IC04E
OR
IC2E**



**TRIO
KENWOOD
TH-21
TH-41**











**YAESU
FT
209**



**YAESU
FT
203R**



AOR 2001 £330  25-550MHz	YAESU FRG-9600 £445  60-905MHz AM · FM · SSB	HX 4000  60-89, 118-174, 380-495, 800-950MHz. 5-10-12-5 25KC steps complete with mount, NiCad charger and antenna £320.00	ICOM R71 £729 inc. ARA 30 ACTIVE ANTENNA  GEN. COV.	YAESU FRG 8800 £495  GEN. COV.
ICOM IC-735  NEW!	ICOM IC-745 	ICOM IC-751 AMTOR COMPATABLE  P.O.A.	YAESU FT-757GX £829  inc. FREE M01B8 Base Mic	TRIO-KENWOOD TS-940 
TRIO-KENWOOD TS-711E/TS-811 	TRIO-KENWOOD TW 4000 £479 inc. DUAL BAND ANTENNA  DUAL BAND	ICOM IC-3200  DUAL BAND	YAESU FT-2700R £559 inc. DUAL BAND MOBILE ANTENNA  DUAL BAND	YAESU FT-270RH  45 WATTS

**dressler - ara 30 -
active antenna**
200 kHz . . . 40 MHz

Professional electronic circuitry with very wide dynamic range. Meets professional demands both in electronics and mechanical ruggedness. 120 cm long glassfibre rod. Circuit is built into waterproof 2.5 mm thick aluminium tube. Ideal for commercial and swl-receiving systems. See Review in this Issue

AVAILABLE SOON
ARA 500 ACTIVE ANTENNA 50-500MHz

VHF POWER AMPS.

D200 2MTR. 300w F.M. 550w SSB £699
D200S 2MTR. 400-500w 1KW D.C in £799
D70 70cms 325w F.M. 500w SSB £799
NEW MODEL DUE SOON
1296 MHz. 1w-in-10w-out.

*** NEW ***
DRESSLER
1296 Masthead Amps
EVV 1296 - EVV 1296C
EVV 1296S

MET

ANTENNAS

**FULL RANGE STOCKED
DRESSLER MAST HEAD
PRE-AMPS & GAAS FET
POWER HANDLING UP TO 1KW**
-7 to -9dB NOISE
15 to 19dB GAIN
0.2dB INSERTION LOSS

EVV200 GAAS 2MTR. 750W SSB Through power £90
EVV2000 GAAS 2MTR. 1KW SSB Through power £90
EVRPS receive 2MTR. only £50
EVRPS receive 70cm. £50
EVV700 GAAS 70cm. 500W SSB £90
EVV70 GAAS 70cm. 100W £90
EVV2 GAAS 2MTR. 100W £90
VV200VOX GAAS 2MTR. 250W SSB £85
INTERFACE £21
DRESSLER ASA12 Mast Head Coaxial 2 in 1 out Switch with 'N' Connector 1Hz-1GHz 1KW. PEP 0.15dB Insertion Loss £45

PHONE THE REST . . . THEN PHONE US FOR THE BEST PRICES

Amcomm of London

CALL NOW
FOR THE
LATEST
PRICES

01-422 9585 FOR FAST DELIVERY

FAST MAIL
ORDER AT
LOWEST
PRICES

Yaesu

FT1 HF Transceiver	P.O.A.
FT980 HF Transceiver	P.O.A.
SP980 Speaker	75.00
FT77 Mobile HF Transceiver	459.00
FP700 PSU	170.00
FC700 Tuner	111.00
FMU77 FM Board for FT77	28.35
GXFT757 HF Transceiver	799.00
FC757 Auto A.T.U.	279.00
FP757HD Heavy Duty PSU	189.00
FP757GX Switched Mode PSU	179.00
FT290 2m M/Mode Port/Transceiver	STAR BUY 309.00
FT290 With Mutek front end fitted	STAR BUY 339.00
MMB11 Mobile Bracket	31.45
NC11 Charger	11.50
CSC1 Carrying Case	5.00
YHA15 2m Helical	7.65
YHA44D 70cm 1/2wave	9.95
YM49 Speaker Mike	20.30
FT230 2m 25w FM	269.00
FT730 70cm 10w FM	239.00
MMB15 Mobile Bracket	14.55
FT203R NEW 2m H/Held/CW FNB3	225.00
FT203R NEW 2m H/Held/CW FNB3	269.00
FT208 2m H/Held	209.00
FT708 70cm H/Held	189.00
MMB10 Mobile Bracket	8.80
NC9C Charger	9.60
NC8 Base/station Charger	64.00
PA3 Car Adaptor/Charger	18.00
FNB2 Spare Battery Pack	24.90
YM24A Speaker Mike	23.75
FT726R 2m Base Station	839.00
430/726 70cm Module for above	270.00
FRG7700M As above with memory	455.00
MH188 Hand 600 8pin mic	17.65
MD188 Desk 600 8pin mic	74.75
MFA1A3B Boom mobile mic	19.95
YH77 Lightweight phones	14.95
YH55 Padded phones	14.95
YH1 Uweight Mobile H/Set Boom mic	15.70
SB1 PTT Switch Box 208/708	17.25
SB2 PTT Switch Box 290/790	17.25
QTR24D World Time Clock	34.50
FF501DX Low Pass Filter	31.45
YP150 Wattmeter/Dummy Load 150W	97.75

NEW MODELS

FRG8800 HF Receiver	P.O.A.
FRV8800 Converter 118-175 for above	P.O.A.
FT703 70cm H/Held	P.O.A.
FT709 70cm H/Held	P.O.A.
FT270R 2m 25W F.M.	P.O.A.
FT270RH 2m 45W F.M.	P.O.A.
FT270RH 2m 70cm/25W/25W	P.O.A.
FRG 9600 60-900MHz Scanner	P.O.A.
FL 7000 500w HF solid state linear	P.O.A.

AR 201
Receiver
25/500 MHz
£339.00 inc VAT
add £3.50 carriage



ANTENNA COUPLERS

THP HC200 1.8-30MHz 20w pep	82.95
THP HC400L 1.8-30MHz 350w pep	149.00
THP HC2000 1.8-30MHz 25w pep	T.B.A.
AMTECH 300B 1.8-30MHz 300w pep	STAR BUY 54.00
ICOM ICAT500 AUTOMATIC	399.00
ICOM ICAT1000 AUTOMATIC	Phone
YAESU FC 757 AUTOMATIC	245.00
YAESU FC 102 WARC 2Kw	Phone
WELZ AC38 1.8-30MHz	73.95

VAT included. Amtech 300B 1.50 others £6 Securicor.

Prices may be subject to change
due to currency fluctuations

E.&O.E.

Icom

IC751 HF Transceiver	1239.00
IC745 HF Transceiver	898.00
IC730 Mobile HF Transceiver	P.O.A.
PS15 P.S. Unit	135.00
PS30 Systems p.s.u. 25A	259.00
SM6 Base microphone for 751/745	36.50
IC290D 2m 25w M/Mode	469.00
IC290E 10w M/Mode Mobile	399.00
IC271E 2m 25w M/Mode Base Stn.	699.00
IC271H 100W version of above	889.00
IC25H 2m 45w FM	359.00
IC27E 25W FM mobile	359.00
IC45E 70c 10w FM	345.00
IC47E 25w 70cm FM mobile	449.00
ICBU1 B/U Supply for 25/45/290	24.50
ICR70 General Coverage Receiver	599.00
ICR71 General Coverage Receiver	699.00
IC02E 2m H/Held	259.00
IC2E 2m H/Held	199.00
ML1 2m 10w Linear	69.00
IC4E 70cm H/Held	259.00
IC04E 70cm handheld	269.00
BC30 Base Charger	56.35
HM9 Speaker mic	18.55
IC3 Carry Case	5.50
ICBP3 Std Battery Pack	27.50
BP5 High Power Battery Pack	52.80
CP1 Car Charging Lead	5.50
DC1 12v Adaptor	13.75

Aerial Rotators

9502B 3 core Light Duty	69.50
AR40 5 core Medium Duty	115.00
KR400 Med/H Duty	109.95
KR500 6 core Elevation	139.95
KR400RC 6 core Medium Duty	132.50
CD45 8 core Heavy Duty	189.95
KR600RC 8 core Heavy Duty	189.50
HAM1V 8 core Heavy Duty	299.00
T2X 8 core Very Heavy Duty	365.00
Hirschman 250	49.50

EMOTO - all models POA

SWR/POWER METERS

WELZ SP200 1Kw	89.00
WELZ SP300 1Kw	129.00
WELZ SP400 150w	89.00
WELZ SP15M 200w	49.00
WELZ SP250 2Kw	65.00
TOYO TM1X 3.5 150MHz 120w	18.80
TOYO T430 145/430MHz thru line	
watt meter 120w	44.65
TOYO T435 145/435MHz thru line	
watt meter 200w	49.35

VAT included. Add £2 per item carriage.

VHF LINEAR AMPLIFIERS

THP HL30V 0.5-3w in 30w out	45.00
THP HL82V 10w in 85w out	144.50
THP HL110V 10w in 110w out	204.00
THP HL160V 10w in 160w out	244.52
THP HL160V 25w in 160w out	209.73
MML 144/30LS	
MML 144/50S	
MML 144/100S	
MML 144/100HS	
MML 144/100LS	
MML 144/200S	

UHF LINEAR AMPLIFIERS


MML 432/30L	145.00
MML 432/50	145.00
MML 432/100	299.00
THP HL20U 1-3w in 20w out	82.00
THP HL45U 10w in 45w out	152.77
THP HL90U 10w in 90w out	268.59
ALINCO ELH250C	114.95

B.N.O.S. complete range also in stock.
VAT included. Add £2 per item carriage.

CLOSED MONDAY
HOURS: 10:00 - 5:30
SAT. 10:00 - 5:00

★ NEW ★

YAESU FRG 9600
ALL MODE VHF/UHF SCANNER



60-905MHz. Wide and Narrow AM/FM with 5, 10, 12 1/2, 25 and 100 steps on FM + 1KH/100Hz AM and 1KH/100Hz SSB and much, much more including optional interface unit for computers and video IF unit for TV reception. Call or Write.
Call or write now for Prices and Literature

HEIL ACCESSORIES

HEIL HC3 Microphone Element	22:85
HEIL HC5 Microphone Element (Icom SM5/6)	25:40
HEIL HM 5 Desk Microphone (300Hz-3KHz) cardoid fwd	59:00
HEIL MM5 Hand Held Mic with HC3 Capsule	37:00
HEIL SS2 SPEAKER... see page 10	65:00
HEIL EQ300 Mic Equaliser	65:00
HEIL BM10 80Z HEADSET/BOOM MIC	65:00

Carriage and VAT included.

TELEGRAPH ACCESSORIES

Hi Mound Keys

HK 708 Hand Key with base	14:67
HK 707 Hand Key with base and dust cover	15:48
HK 706 Hand Key with base and dust cover	16:80
HK 705 Hand Key with base and dust cover	29:65
MK 704 Dual lever paddle, no base	13:76
MK 705 Dual lever paddle marble base	24:78
COK-2 Practice oscillator	8:99
KENPRO Iambic Electronic Keyer KP100	79:00
KENPRO Iambic Memory Keyer	169:00

Bencher

BY1 Squeeze Key, Black base	53.95
BY2 Squeeze Key, Chrome base	69.95

Auto CW/RTTY

Tono 9100E	799.00
Tono 9000E Reader/Sender	P.O.A.
Tono 550 Reader	299.00
Tono 5000E	899.00

VAT included. Add £1 carriage per item.

UNADILLA/REYCO

The world's finest Traps precision moulded coil forms, all stainless hardware, aluminium tube, irridite finish, absolutely weather proof.
KW 10 resonant at 28.675
KW 15 resonant at 21.275
KW 20 resonant at 14.175

£18.99 inc VAT and Carr

VHF CONVERTERS ★ Star Buy ★

The following frequencies from any HF Receiver.

FRV 7700 A 118-150MHz	
B 118-130, 140-150, 50-59MHz	
C 140-170MHz	
D 118-130, 140-150, 70-80MHz	
E 140-150, 150-160, 118-130MHz	
F 150-180, 180-170, 118-130MHz	

All Models £59.00 inc VAT and Carr

Goods normally despatched by return.



Amcomm

SERVICES LTD., 194 NORTHOLT ROAD, SOUTH

HARROW, MIDDX. HA2 0EN. ENGLAND. (Opp. South Harrow Underground Station)

TEL: 01-422 9585. TELEX: 24263



The 1984 Girl Technician Engineer of the Year

Barbara MacDermott, age 24, a Senior Integration Engineer from Hatfield, Hertfordshire, has won the 1984 Girl Technician Engineer of the Year Award. At a ceremony in London, earlier this year, Air Commodore H. F. Renton CB, ADC, Director of the Women's Royal Air Force, presented her with the prize of £250 and an inscribed rose bowl. A special award of £100 was presented to Karen Andrews, 23, a Hardware Development Engineer from Coventry, the runner-up in this nationwide competition.

Barbara, who is currently engaged in engineering design and co-ordination, with responsibility for specific pro-



jects, is employed at British Aerospace, Dynamics Group at Hatfield, Herts. Her career enthusiasm stems from her aeronautical interest coupled with the wide-ranging challenges that arise from the many engineering disci-

plines associated with her work. Barbara's past achievements include being chosen as the British Aerospace First-Year Technician of the Year in 1978, and later gaining a Duke of Edinburgh's Gold Award.

This award, which is sponsored by the Caroline Haslett Memorial Trust and the Institution of Electrical and Electronics Incorporated Engineers, aims to focus attention on electrical and electronic engineering as a worthwhile professional career for women.

For details of the Award and how to nominate candidates for the 1985 award, contact: *The Institution of Electrical and Electronics Incorporated Engineers, 2 Savoy Hill, London WC2R 0BS. Tel: 01-836 3357.*

WAB AGM

The Annual General Meeting of the Worked All Britain Awards was held at Drayton Manor on Sunday 12 May 1985, when some 70 members were present.

The Awards Manager in his report, stated that 670 awards had been made in the current year and that book sales had been very good.

The Treasurer reported that £250 had been donated to RAIBC and £100 to QTI. Letters of thanks had been received.

Thanks were expressed to G3UQT and G4IAR who resigned from the posts of Secretary/Awards Manager and Treasurer respectively. Both had

held these posts for the past five years.

The Officers and Committee for the coming year will be, G3UQT President, G4IAR Secretary/Awards Manager, G4EOF Contest Manager, G4GEE Treasurer, G3ABK, G4FQO, G4HPU, GW4OFQ, and Maurice Williams representing s.w.l.s, and G4KSQ.

Membership is open to any licensed amateur or s.w.l. upon the purchase of a book. These are obtainable from G4KSQ, QTHR on receipt of £4.00 plus £1.00 for p&p. Cheques etc. should be made payable to The Worked All Britain Awards Account.

Portable Peril?

If you have recently purchased an electric drill or similar motor driven mains powered hand tool, take note of the following incident reported to *PW* by a concerned radio amateur.

The equipment in question was a lightweight sander and had been fitted with the latest r.f.i. suppression components, as demanded by EEC regulations. The sander performed exceedingly well and after an initial trial run was unplugged from the wall socket and the lead coiled in—all quite normal until a finger contacted the pins of the, by now, trailing 13A plug. A far from modest "jolt" was received, coupled with some disbelief—surely the equipment had been disconnected for nearly a minute? Out came the shock multimeter, which verified that some 230V, discharging initially at 40mA existed across the plug pins, even though approximately 60 seconds had

elapsed after its removal from the wall socket!

To someone with a heart condition, or up a ladder etc., the effects of this form of electrical shock could result in more than bruised muscles.

Investigations at the retailers resulted in checks being made on the remaining stock—all exhibited the same characteristics and were immediately withdrawn from sale and the manufacturer informed. The suspect items were collected, tested and pronounced to be **within** specification, which allows for a 0.1µF capacitor within the filtering network. However, the manufacturer has subsequently authorised modifications to be made, which reduce the capacitor discharge time to the point where residual charge is removed very rapidly. The remaining question is, how many more of these tools are now in circulation?

Transatlantic DX on 144MHz

The West Kent Amateur Radio Society are mounting an expedition to a favourable location on the west coast of Eire to attempt the first direct transatlantic contact on 144MHz.

The group will leave the UK on Saturday 24 August and return on Sunday 8 September, during which time it is hoped that by using their considerable skills and with a little assistance from their sponsor's product, a well known lager, their transmissions will reach where other's transmissions have not reached before.

For further information, contact: *Nigel Peacock G4KIU, 64 Cleveland, Tunbridge Wells, Kent TN2 3NH. Tel: (0892) 33586.*

Radio Boat Trip

The Crofton Society, a branch of the Kennet and Avon Canal Trust, who run the world's oldest working steam engine and The Narrow Boat Jubilee, announce another Amateur Radio Boat Trip. The outing, on Sunday 4 August, will leave Wootton Rivers (near Marlborough, Wilts.) at 2.00pm for a four hour trip to Crofton Top Lock and back. A licensed bar will be available and the crew will consist of radio amateurs.

Tickets are limited and cost £2.00 for adults and £1.00 for children, and are bookable through: *G1CEI, 11 Mull Close, Oakley, Basingstoke, Hants. Tel: (0256) 781540.*

Expeditions

Attention all award chasers! Two operators from Wales will be activating the rather rare Universal Locator square IO78 (the old QTH square XS) in the north of Scotland from 14 to 28 July 1985.

Under the callsign GM4VVX/A, Clive O'Hennessey GW4VVX and Steve Jones GW6TGX will be devoting a considerable amount of their family holiday time to provide activity, principally on 144MHz but also on 3.5 and 7MHz, to cover WAB NC50.

Operating on 144.333MHz for the v.h.f. band and on the h.f. band via WAB nets most evenings, these chaps plan to make the most of the opportunity and plan to fire-up transmissions from 0600UTC (GMT) for a few hours in the morning and between 1600 and midnight at the other end of the day. Should enhanced propagation conditions occur, continuous operation is intended—thank goodness

for their sympathetic XYLs.

To arrange spot skeds, the chaps would also like to hear from active amateurs located in IO78, please contact: *Clive O'Hennessey GW4VVX, 3 Bryn Lane, Pontllanfraith, Blackwood, Gwent NP2 2PG. Tel (0495) 224587.*

The Square Bashers Expedition Group from South Wales are planning to visit XJ Square (The Lizard, Cornwall) during August and hope to take advantage of the Perseids meteor shower.

As in previous years, the group will be operational on 144MHz, 430MHz, 1.3GHz and 2.3GHz, but with the addition of 70MHz and perhaps some of the other microwave bands (homebrew permitting).

The regular operators GW3NYY, GW4LXO, G8TFI and GW8TVX will be there, plus one or two others. It is hoped to use the special event callsign GB2XJ.

Further details from: *Richard Hope GW8TVX, 75 Priors Way, Dunvant, Swansea, West Glamorgan SA2 7UH.*

Crossband

We are indebted to Ian Abel G3ZHI for a copy of a recent letter sent to him by the Department of Trade and Industry, which settles two frequent points of argument about UK Class B Amateur Radio Licence conditions. We quote:

"1. When a Class B licensee operates the station of a Class A licensee under his direct supervision, then the terms and conditions of the Class A licence prevail. It therefore follows that the Class B licensee can send Morse code from the Class A licensee's station (using the Class A callsign) under these circumstances.

2. There has been a lot of confusion over whether a Class B licensee can work crossband v.h.f.-h.f., and you will be interested to know that a press release is shortly to be issued which clarifies the position. Essentially, it is perfectly in order for a Class B licensee to receive an h.f. transmission from another licensed amateur station and to respond by transmitting on frequencies for which he/she is licensed to transmit."

Can I Help You?

Are you the secretary, organiser or general dog's-body of your local radio club or any other group whose functions may interest readers of *PW*? If so, let me know and I will endeavour to publicise your rally, get-together, whatever, through this column.

Special Event Stations

Orkney Viking Venture is the name given to a series of camps for Ranger Guides to be held in Orkney between 20 and 30 July 1985, as part of the celebrations to commemorate the 75th Anniversary of the founding of the Girl Guide movement.

One site is at a croft cottage at Orphir (WAB HY30) overlooking Scapa Flow, from where licensed Ranger Guides will be operating the special event station GB2OVV on the h.f. bands (s.s.b.) and 144MHz (s.s.b. and f.m.).

Further information from: *GM6WPA or GM3IBU, both QTHR.*

The Reading and District Amateur Radio Club will be organising the special event station GBORAR (Reading Amateur Radio) between noontimes of Saturday and Sunday 17 and 28 July 1985, and will be active on all h.f. bands, plus 144MHz and 430MHz.

The venue is to be the foyer of Shire Hall, Berkshire County Council HQ, Shinfield, Reading, Berkshire, which is easy to find and a large free car park is available.

GBORAR will differ from the normal special event station, in that the operators are to be sponsored via the number of contacts they make, to raise funds for charity.

For further information, contact: *Andrew Barrett G8DOR, Chairman RARC, 38 Haw Lane, Bledlow Ridge, Bucks.*

No Licence Required

The Department of Trade and Industry have asked us to publish a note to owners of metal detector/pipefinder equipment, that operate within the schedule governing these instruments. It reads:

"Users of metal detectors/pipefinders are reminded that since 1 January 1981 it has not been necessary to have a radio licence to use this equipment. The only conditions applying to the use of metal detectors are those contained in the Schedule to the Wireless Telegraphy (Exemption) Regulations 1980 (SI 1980 No 1848) which relate to frequency ranges—field strength and spurious emissions. The use of metal detectors must not cause undue interference to other wireless telegraphy apparatus."

The DTI also point out that the exemption from Wireless Telegraphy Act licensing of metal detectors does not absolve users in any way from the need to obtain permission to enter, search and dig land and to keep off protected archaeological and other sites.

Department of Trade and Industry, Waterloo Bridge House, Waterloo Road, London SE1 8UA. Tel: 01-275 3000.

Rallies and Events

The McMichael Amateur Radio Society, in conjunction with the Burnham Beeches RC, the Chiltern ARC and the Maidenhead and District ARC, is staging the third annual Home Counties Mobile Rally at the McMichael Sports and Social Club, Bells Hill, Stoke Poges, Bucks. on Sunday 21 July, starting at 11.00am.

There will be masses of attractions for the radio amateur, plus general interest stalls, fairground attractions and children's rides to keep all the family entertained. Refreshments will be available, as will a CAMRA beer tent.

The British Amateur Electronics Club will be holding their 20th annual Electronics Exhibition at the Shelter, The Esplanade, Penarth, South Glamorgan, over two weeks from Saturday 13 July to Saturday 27 July, but will be closed on 15, 16, 18, 22, 23 and 25 July.

Incidentally, for members of BAEC, the *Hon. Sec., John Margetts*, has moved to *53 High Oaks Close, Locks Heath, Southampton SO3 6SX.*

Practical Wireless, August 1985

If any country is attacked by nuclear weapons, the effects of the heat flash, nuclear radiation, blast and fall out on living things will doubtless produce a state of unprecedented chaos in the region beneath the detonation and in the surrounding area, the size of this area depending on the bomb yield.

In such a situation one may imagine that the telephone combined with amateur and other radio operators would be vital, while power supplies will be required for numerous purposes. Much is known about the probable conditions in such a situation, but much less is known about the fact that in certain circumstances virtually all radio and electronics equipment will be rendered useless. This has vast implications; even if one tries to start a vehicle employing semiconductor ignition or semiconductors for other purposes (as is the case in more and more modern cars), they will be unlikely to operate. To add further problems, in the circumstances to be discussed all power supply lines and telephone systems are likely to fail.

The area over which radio, telephone and other communications may fail can be as great as a whole continent

be caused, as far as we know, by a single nuclear explosion of adequate size outside the earth's atmosphere. This explosion may be at such a high altitude that little, if any, damage occurs on the ground other than to electronic equipment and to power line supplies.

Let us consider the basic physics of the formation of the intense electric and magnetic fields over such a vast area which can do far more damage to electronic, telephone and similar equipment than the normal effect of an atomic explosion on buildings, people and living things.

Although a number of processes combine to form the intense fields, by far the major cause arises from gamma radiation generated above the atmosphere. An enormous amount of energy is liberated in a nuclear explosion. In the case of a fairly large bomb of the equivalent of one million tonnes of TNT, the energy released is of the general order of around 10^{14} kJ. This produces an intensely hot fireball at a

slowly simply because they are heavy. The negative electrons are thus separated from the positive ions in the upper layers of the rarified air and this results in enormous voltages being generated. The explosion itself may occur at any altitude from about 30km upwards, although for altitudes above about 1000km the proportion of gamma rays reaching the earth's atmosphere is reduced. The bomb itself may be either a fusion bomb in which heavy atoms such as uranium-235 or plutonium-239 split into lighter atoms. In either case communications blackouts can be produced, although the thermonuclear weapons are usually designed to produce the larger energy releases and therefore the more widespread disruption of communications, etc. The majority of the effects which generate the intense fields due to the formation of enormous voltages occur at an altitude of some 30km.

COMMUNICATIONS & NUCLEAR EXPLOSIONS

by M. J. Darby

and it seems likely that power supplies over a similar area may also be tripped into the off state, just as a thunderstorm can trip the circuit breakers in a local region and disconnect the power for a short or long period.

Communications Black-out

This article looks into the reasons why communications and power black-outs can occur, reviews briefly why relatively little has been known about the phenomena until recently and discusses some of the ways in which equipment can be protected so that it is more resistant to the effects produced by certain nuclear explosions.

A communications black-out over an area such as a whole continent can

temperature of perhaps ten million degrees Celsius with an internal pressure of well over a million times the normal atmospheric pressure at the surface of the earth.

A substantial fraction (perhaps one-thousandth) of the energy released by the explosion appears as prompt gamma rays, although further gamma rays are produced by the radioactive material formed after the termination of the explosion itself. The prompt gamma rays carrying an energy of perhaps 10^{11} kJ for a 1 megatonne bomb spread in all directions with the speed of light. As shown in Fig. 1, a large fraction of them strike the upper atmosphere where they undergo collisions with electrons in the air and knock electrons out of atoms of the air by the Compton effect.

The electrons are very light and move rapidly through the rarified air at nearly the speed of light, but the heavy positive ions formed from the remaining parts of the atom move much more

The energy associated with the high voltages at some 30km altitude may be around one thousandth of the energy of the gamma radiation striking the upper air, so a fraction of perhaps one millionth of the energy released by the explosion appears as an intense electro-magnetic pulse over a wide area of the earth's surface. The energy of this pulse may total around 10^7 to 10^8 kJ per megatonne over a wide area and this is adequate to produce rapidly rising electric fields of an intensity of the order of some 50kV/m at their peak.

The electrons in the upper atmosphere move with nearly the speed of light, so this results in the electric field at the surface of the earth rising very rapidly in time. Indeed, the peak occurs only about 10ns after the start of the pulse. This corresponds to a power level of nearly 10^{18} W, but the pulse is quite short, declining by a factor of perhaps five times in 1µs and disappearing almost completely within 100µs. All of these figures are approximate ones for a 1 megatonne explosion.

Alternatively one may say that there is a peak power level of a few megawatts per square metre (or thousands of times the power of bright sunlight) for a very short time over a huge area of the earth.

Although nuclear explosions at any altitude or even underground generate some electro-magnetic pulse energy, it is explosions just outside the atmosphere or where there is some other asymmetrical factor (such as the surface of the earth) which produce the greatest effect. If an explosion occurs at a moderate height in the atmosphere, the various parts of the electro-magnetic field tend to compensate one another at considerable distances, so the effect is much more localised than explosions above the atmosphere.

The Damage

In the presence of an electro-magnetic field of the order of 50kV/m, almost any type of semiconductor device which is not exceptionally well shielded is likely to be destroyed even though the pulse only has a nanosecond duration. It does not matter whether the device is being used or not at the time of the occurrence of the pulse.

Let us first consider the case of a typical small-signal transistor. When fields from an electro-magnetic pulse suddenly appear, the leads are often long enough to pick up the 1mJ or so of energy required to permanently destroy the transistor. If the transistor is connected in a circuit, even if the circuit is not connected to any form of antenna, enough energy will be picked up in most cases to destroy the transistor. Even if the transistor is mounted in a completely screened metal box without any small gaps where the high frequency components of the pulse could gain entry, the transistor could easily be destroyed by energy picked up by a connection such as a mains lead, an input or output socket. Much protection can be given to the device by enclosing it in a screened container and placing transient suppressors at every connection made to the outside of the box; the transient suppressors used must act extremely rapidly owing to the fast rise time of the pulse and are normally gas-filled tubes specially designed for the purpose.

Power transistors are not damaged quite so easily, a field of perhaps ten times the minimum required to damage a small signal transistor being needed to ruin a power transistor. Thermionic valves are nearly a million times as resistant to electro-magnetic pulse damage than transistors and tend

to resist energy levels as great as a joule. Components such as coils, including iron-cored transformers and electric motors, are still more resistant and may remain undamaged even if they absorb levels approaching 1MJ.

On the other hand, the highly complex v.l.s.i. chips such as microcomputers are even more susceptible to damage from electro-magnetic pulses than small transistors. It has been estimated that energy levels as low as 1μJ or perhaps even less are adequate to destroy complex microchips. Microwave diodes are also extremely susceptible to electro-magnetic field damage at energy levels down to well under 1μJ.

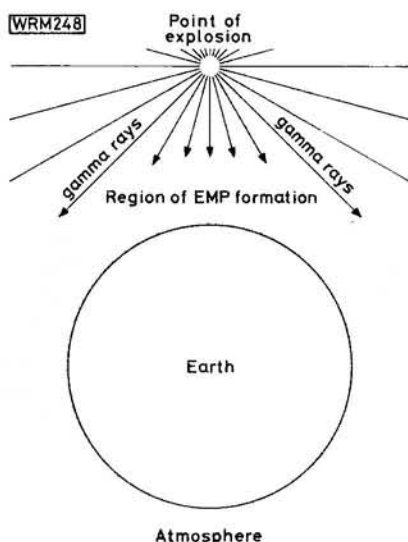


Fig. 1

In 1976 a Soviet MIG-25 fighter aircraft was flown to Japan by a defector. Investigators were extremely surprised to find that this most modern aircraft not only had a body shell designed to form a screen which shielded all the onboard radio communications and electronic equipment, but the radio equipment employed subminiature thermionic valves! It is believed these were employed rather than the more modern semiconductor devices so as to provide a greater resistance ("hardening") against nuclear electro-magnetic pulses.

Electronic microcircuits are widely used in modern telephone equipment. Telephone lines readily pick up electro-magnetic pulses from nuclear explosions and it is only to be expected that a nuclear explosion above the atmosphere will be able to put the whole of a nation's telephone system

out of action. Indeed, the whole network in a continent the size of Europe could be put out of action just at the very time when it is most needed.

Nuclear weapons have doubtless been designed for the specific purpose of creating the greatest possible electro-magnetic field intensity over an area to deprive it of communications and mains power supplies. The affected country would then be at a very severe disadvantage if attacked by nuclear or by non-nuclear weapons.

In the power line systems, it is well known that lightning strikes can cause tripping of the system protective devices and severe electrical storms can cause considerable disruption of electricity mains supplies. However, this is a relatively local effect, so one can easily imagine the problems which occur when a nuclear generated electro-magnetic pulse causes the power supplies over a whole continent to be tripped into the off state! The nuclear pulse field intensities are likely to be considerably greater and shorter in duration than lightning pulses.

Concept Development

The biological and other effects produced by the explosion of nuclear weapons have been widely discussed, but it is only recently that the electro-magnetic pulse hazards have been evaluated to any great extent. The reasons for this are rather interesting.

The existence of electro-magnetic fields from nuclear explosions and of the possible damage has been known for many years. Indeed, it has been reported that scientists predicted some effects before the first nuclear explosion in a desert in 1945 and the actual test caused the failure of certain instruments. Much of the information is classified, because of the hazards posed to a nation, but theoretical estimates were made in 1954, and in 1956 tests were carried out to try to ascertain whether the magnetic fields resulting from a nuclear explosion would be likely to cause the detonation of magnetic mines in the area affected by the pulse.

It was not until the 1960s that much attention was given to the damaging effects of the nuclear electro-magnetic pulses partly because all the equipment previously used had employed the relatively resistant thermionic valves and partly because the other terrible consequences of nuclear explosions had fully captured the attention of almost all investigators. In addition, the early explosions occurred at the top of a tower or, in the case of the only two nuclear explosions yet used in actual

warfare, in the middle atmosphere where electro-magnetic pulse effects are quite localised and relatively insignificant compared with other effects.

Not until 1958 did the US carry out high altitude tests at 43km and at 77km above the earth's surface to measure the effect on ionospheric phenomena and communications. The two major nuclear powers agreed to stop tests in 1958, but resumed in 1961. When the US exploded a thermonuclear test weapon above Johnson Island in the Pacific Ocean in 1962, it took some time before scientists appreciated that the failure of street lamps at Hawaii some 1300km distant and other electronic failures could be attributed to the effects of the explosion.

The US prepared to carry out tests above the atmosphere to measure the electro-magnetic field intensity on the surface of the earth, but shortly before the test equipment was ready, the US became a signatory of an atmospheric nuclear test ban. It is reported that this nation is still keeping the equipment ready to carry out nuclear electro-magnetic pulse measurements if ever the test-ban treaty should be terminated.

Simulators

Except for the limited facilities provided by underground testing, as far as is known no extensive measurements have been made of the electro-magnetic effects produced by nuclear explosions. However, the testing of military equipment for electro-magnetic pulse hardening is of such vital importance to the large nations that equipment has been made available at enormous cost to generate high intensity, rapidly rising pulses which simulate the nuclear generated pulses.

The first simulators could accept only single components, since the cost and complexity of a simulator rises sharply with its container size. Now the US has a simulator which can hold a B-52 bomber for testing: the pulses are generated by discharging two 5MV pulses into suitable transmission lines which surround the aircraft. Britain has three simulators at AWRE (Atomic Weapons Research Establishment), Aldermaston.

Hardening

Although equipment can be hardened against electro-magnetic pulses so that it is much more resistant to the effects of the pulses, this is very

Practical Wireless, August 1985

expensive. This hardening is only likely to be partly effective and much depends on the magnitude of the explosion and the distance of the equipment from it. For reasons of cost, only military equipment is likely to be given the most thorough hardening against nuclear electro-magnetic pulses. One can replace semiconductor devices with thermionic valves, but this is not normally necessary and would be quite impractical in the case of the complex v.l.s.i. devices employed in computers. The most important military computers in Switzerland have been placed under the Alps to protect them from electro-magnetic pulses, since this was felt to be more economical than providing adequate protection in any other way.

Small items of equipment can be hardened, at least to some extent, more economically than larger items or items coupled to long lines. One cannot bury a complete mains power network or telephone network economically at a depth which would provide adequate protection against nuclear electro-magnetic pulses. Vital military communications channels may employ fibre optics which themselves do not pick up electro-magnetic pulses (although the transparency of the fibre can apparently be affected by the pulses for a limited time).

Pulse Weapons

It seems certain that nuclear electro-magnetic pulse generating weapons could be designed to throw the civilian telephone system of a nation out of action, especially in the case of a small nation. Such a civilian telephone network carries much built-in redundancy (that is, many circuit paths which can be used to connect two points of the network), but although military channels can be especially hardened to resist electro-magnetic pulses, the amount of redundancy is likely to be far smaller than in the civilian network.

Satellites

Even satellite communications are liable to be affected by nuclear generated electro-magnetic pulses. The gamma rays produced by an explosion in space can give rise to electro-magnetic pulses by interactions within the satellite and thus damage delicate microcircuits, etc. in the spacecraft. In addition, satellites can be blown to pieces by means of the so-called "hunter-killer" satellites.

Redundancy

The USA is believed to have responded to this problem by building a high redundancy into its much-used satellite communications systems. It does this by placing a small transmitter-receiver pack for military purposes only aboard many of its satellites which have a different primary purpose. It would be very difficult, if not impossible, for any nation to destroy all of the satellites having these transmitter-receiver packs.

Thus it seems unlikely that the US will be unable to transmit by satellite a message to any of its forces—perhaps even a message to launch a nuclear retaliatory attack.

An implication

One of the problems created by the generation of electro-magnetic pulses is that of having time to decide whether you are under nuclear attack whilst you still have the capacity to communicate with the vehicles (including submarines) which would launch a counter attack.

If you detect a vehicle moving from the direction of a potential enemy into your air space at an altitude of about 40km, it may well be designed to produce electro-magnetic pulses to put your communications systems out of action before a proper nuclear or other attack is launched by the enemy. You may therefore be tempted to launch a full scale retaliation before the possible electro-magnetic pulse generating weapon has exploded—with all the dangers such a trigger-happy situation implies for both sides.

Vital

Clearly it is vital to any nation that its Command, Control and Communications systems (C³) for military purposes are not destroyed in the first seconds of an attack by a nuclear electro-magnetic pulse weapon. Military equipment hardening is therefore of vital importance, so that communications with and control over military forces can be maintained.

The electro-magnetic pulse from nuclear explosions is a vital factor of which all military leaders of the future must be fully aware and which may profoundly affect the progress of nuclear bargaining and, if the worst should ever occur, of nuclear war. ●

1) The Compton Effect is the elastic scattering of photons by electrons

WHICH TRANSMATCH?

by Tony Smith G4FAI

A previous article in *PW* (A Versatile ATU, April 1983) described the author's low power version of the "Ultimate Transmatch". This design, by Lew McCoy, W1ICP, first appeared in *QST*, journal of the American Radio Relay League, in 1961 and several versions were included in subsequent annual issues of *The Radio Amateur's Handbook*, published by ARRL.

The design became a standard, several commercial versions were produced and many amateurs constructed their own units. All gave sterling service over the years, doing exactly what was required of them—matching the transmitter output to a wide range of transmission line impedances. It would be no exaggeration to say that most users were highly satisfied with the performance obtained.

The 1981 *Handbook* introduced a new version, by Doug DeMaw, W1FB, known as the SPC (series/parallel/capacitance) Transmatch, which at first was judged by several writers to be merely the original transmatch "hooked up backwards". Appearances were deceptive however and debate on the respective merits of the two designs became quite heated!

DeMaw wrote to *QST* in July 1980 stating that the original transmatch was in effect a classical T-network which, under some transformation conditions, would degenerate into a high-pass network giving rise, in worst case conditions, to possible TVI and other forms of harmonic interference, if a low-pass filter was not used between the transmitter and the transmatch.

The SPC had been developed by him in an effort to maintain a bandpass type of response under all load conditions. He claimed a significantly better harmonic attenuation and a wider frequency coverage (particularly l.f.) for the same component values. He included details of a test, using a spectrum analyser, showing the response characteristics of a commercial Ultimate and of an SPC version, at 15MHz. The Ultimate's response at the second harmonic was down 11dB with the third harmonic down only 4dB, from the carrier frequency. The SPC response showed the second harmonic down 22dB and the third down 28dB.

QST published a response from McCoy in March 1981, pointing out that the FCC required a minimum of 40dB harmonic suppression from a transmitter's final amplifier stage. With 1000 watts output the second harmonic would only measure one tenth of a watt and the Ultimate "would knock that down at least 10dB more to one hundredth of a watt". Anything else, he claimed, would really be "gilding the lily".

Next on the scene was Walt Maxwell, W2DU, who in August 1981 produced a detailed analysis of both circuits. The half of the dual-section capacitor, in shunt with the input of the Ultimate was not only useless in the impedance matching function, he said, but actually caused a slight degradation in efficiency. He nevertheless found that the

Ultimate did attenuate harmonics at all frequencies except the one at which it performed its intended impedance match. The harmonic mis-match was not too great though and he found that the addition of C4 in the SPC version increased the suppression of harmonics quite substantially.

The 1983 edition of the *Radio Amateur's Handbook* puts the matter quite tactfully. "Some Transmatches, such as the 'Ultimate', can exhibit a high-pass response (undesirable), depending upon the transformation ratio they are adjusted to accommodate. In a worst case condition the attenuation of harmonic currents may be as low as 3 to 6dB. Under different conditions . . . the attenuation can be as great as 20 to 25dB. The 'SPC Transmatch' . . . was developed to correct for the sometimes poor harmonic attenuation of the

Ultimate. The SPC . . . maintains a band-pass response under load conditions of less than 25 ohms to more than 1000 ohms (from a 50 ohm transmitter). This is because a substantial amount of capacitance is always in parallel with the . . . inductor. In comparison . . . at high load impedances . . . the Ultimate . . . will have minimal effective output capacitance in shunt with the inductor, giving rise to a high-pass response."

Modify the Ultimate

The author's QRP version of the Ultimate was devised in 1981—in blissful ignorance of the furore raging on the other side of the Atlantic. This unit has given highly satisfactory service and at the power levels used (typically 2–10 watts) the question of harmonic suppression has not been a particularly worrying issue. However, some of the other advantages claimed for the SPC did seem attractive and it was decided to modify the QRP unit without changing the component values or layout in any way.

This proved to be a very simple modification. Three wires only were broken and re-routed as shown in Table 1. Constructors who made up the original unit to the layout suggested will find that the existing wires will suffice for the new connections. On the front panel, the capacitor controls marked INPUT and OUTPUT are reversed, and should be re-marked accordingly.

TABLE 1

Break connections from	Remake connections
S1a to frame of C1 Top of C1a to L1 C2 to S1b	S1a to C2 Frame of C1 to L1 Top of C1a to S1b

Modifications to convert the PW QRP transmatch of April 1983 to an SPC transmatch. Layout and component values of the original unit remain the same. See Fig. 2

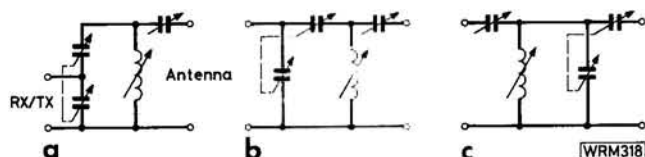


Fig. 1: (a) Original Ultimate Transmatch circuit. (b) Original circuit redrawn to show it is essentially a T-network with a shunt input capacitor. (c) The SPC Transmatch circuit. Re-alignment of the original components can give improved performance in some circumstances

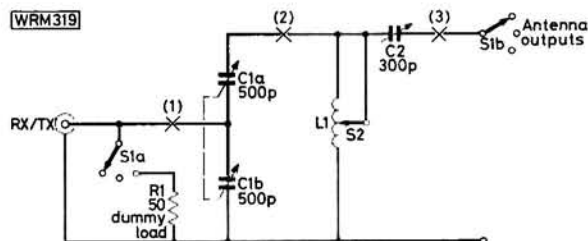


Fig. 2: Outline circuit of QRP Transmatch from PW, April 1983. Breaks to be made at points (1), (2) and (3)

There are several differences to be noted immediately the modified unit is brought into use. The number of coil tapplings used for a given frequency are noticeably lower, supporting the claim that an inductance to cover the 3.5MHz band (80m) in the Ultimate circuit will extend to top band in the SPC. Tuning of the SPC is somewhat sharper than in the Ultimate because of the higher Q of the circuit, and it is necessary to re-tune more often to obtain complete band coverage in some cases. Slow-motion drives on both capacitors would be a help, especially where there is a considerable mis-match to cope with, but these are not absolutely necessary with the QRP version.

Results

In terms of performance, there seems to be no difference between the two circuits. The author's loop antenna functions equally well with either. Signals and reports are received at much the same level, on all bands, as before. Without appropriate test equipment, one must accept the assurance, given by the designer and his supporters, that the SPC keeps harmonic radiation down to a greater degree than previously.

This is, undoubtedly, a matter of some significance for higher power stations, but for a QRP operator there seems to be no real reason to abandon his tried and trusted Ultimate Transmatch. However, a constructor making a new unit could seriously consider the SPC. The layout and components from the previous article are quite suitable, although the main coil need only have half the number of turns. The switching for top band would not be necessary, but it would make for easier operation if slow-motion drives were fitted to the capacitors.

The tone of some of the debate on this matter has been quite acrimonious. It has been suggested that, in effect, the Ultimate is an out-dated and discredited design. The same could be said of Marconi's earliest radio equipment, but of course that is no way to describe it. Many inventions make a significant contribution to a particular aspect of technology, and give years of satisfactory service until some improvement makes a good design even better. There is no dishonour in that. We should be grateful to WIIICP for his work in pioneering the transmatch, and be pleased that WIFB found a way to improve it.

multiple choice... multiple choice... QUESTIONS multiple choice... multiple choice...

If you are an aspiring RAE candidate or just feel like testing your knowledge of amateur radio these multiple choice style questions will fill your needs. The questions are typical of those appearing in both the RAE papers, but they are not taken from these papers. For the answers, together with explanatory notes to help you, please turn to page 44.

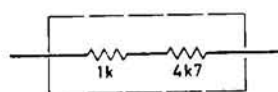
Paper 2 Section 2. Electrical Theory—effective resistance in series circuits

Question 6-1

What is the effective resistance of these two resistors?

- ☐ a. 1k Ω
- ☐ b. 3.2k Ω
- ☐ c. 5.7k Ω
- ☐ d. 10k Ω

Q7



Paper 1 Section 1. Licensing Conditions—inspection

Question 6-2

Who has the power to inspect the Radio Amateur's station?

- ☐ a. a police officer with a warrant signed by a magistrate
- ☐ b. a Customs and Excise enforcement officer
- ☐ c. a person acting under the authority of the Secretary of State
- ☐ d. a member of the Government Communications Inspectorate

Paper 1 Section 1. Licensing Conditions—interference

Question 6-3

The Amateur Licence states that the radiation of harmonics and other spurious emissions shall be suppressed to such a level that

- ☐ a. they cause no undue interference with any wireless telegraphy
- ☐ b. they are 90 decibels below the peak envelope power
- ☐ c. they are not detectable by test equipment maintained at the station for this purpose
- ☐ d. they do not affect properly maintained radio or TV equipment

Paper 1 Section 1. Licensing Conditions—temporary premises

Question 6-4

How long can you operate from a /A address without informing the Local Radio Investigation Service Manager?

- ☐ a. 1 week
- ☐ b. 4 weeks
- ☐ c. 3 months
- ☐ d. 1 year

No.33

Roger Hall

G4TNT (Sam)

SX-200

I have received dozens of letters from readers asking about modifications for the SX-200 scanner. Most requests are for frequency extension, which unfortunately is not possible. Following a visit to Garex, the importers of this model, I have several mods which are worth passing on. Peter Longhurst G3ZVI at Garex has had several years of experience of servicing this set and he has kindly given me a list of some of the alterations that can be carried out to improve the performance of some models. He does, however, suggest the use of a good quality soldering iron and solder sucker because plated-through holes are used extensively by the manufacturers.

RF Head

Mod 1 gives improved v.h.f. sensitivity and is applicable to sets that have the serial numbers 0123xxxx, 1013xxxx and 1063xxxx. Start by removing both the outer covers of the unit (make sure that you unplug the speaker leads from the rear of the set when taking the top cover off). Then remove the battery cover and undo the screws that secure the r.f. head. Lift off this head but take care not to damage the wiring loom which remains connected. Now locate R39 and R54 (1k Ω), remove them and replace them with 470 Ω resistors. Next locate C59 and change it from 15pF to 5pF. Re-assemble the set and this mod is now done. No further adjustment should be necessary. The board and components are shown in Fig. 1.

Microphony

Mod 2 applies to sets with the serial numbers 0123xxxx and 1013xxxx. The problem of microphony usually shows up at frequencies above 108MHz and is easily cured. Simply solder the sub-v.c.o. screening cover at two of the twist lugs as shown in Fig. 4. Do not apply too much solder as this could make subsequent removal difficult.

Synthesiser Noise

Some of the early production models have a tendency to suffer from excessive synthesiser noise, but this can be cured just by moving some of the wiring. The first two mods (3a and 3b) refer to models with the serial numbers 0123xxxx and 1013xxxx.

(a) If there is a buzz on the audio that affects all frequencies, this is usually caused by interaction between the keyboard and volume control wiring. The answer is to separate the wires and re-tie the loom as shown in Fig. 4.

(b) If there is a buzz on the audio that is only noticeable at frequencies between 140 and 180MHz, this is usually caused by interaction between the back-up battery live lead and the 140–180MHz v.c.o. To cure this, re-locate the live lead as shown in Fig. 4. To do this it may be necessary to remove the v.c.o. box, in which case be careful with the multiway connectors.

IMPORTANT—The ideas presented here are suggestions only, and as they are untried by this magazine, we cannot accept responsibility for any resultant damage, however caused. Before alterations are attempted, care should be taken to ensure that any guarantee is not invalidated, and it should also be borne in mind that modifications usually have an adverse effect on resale prices. In cases where specialist skills or equipment are needed, most dealers will undertake the work for a reasonable fee.

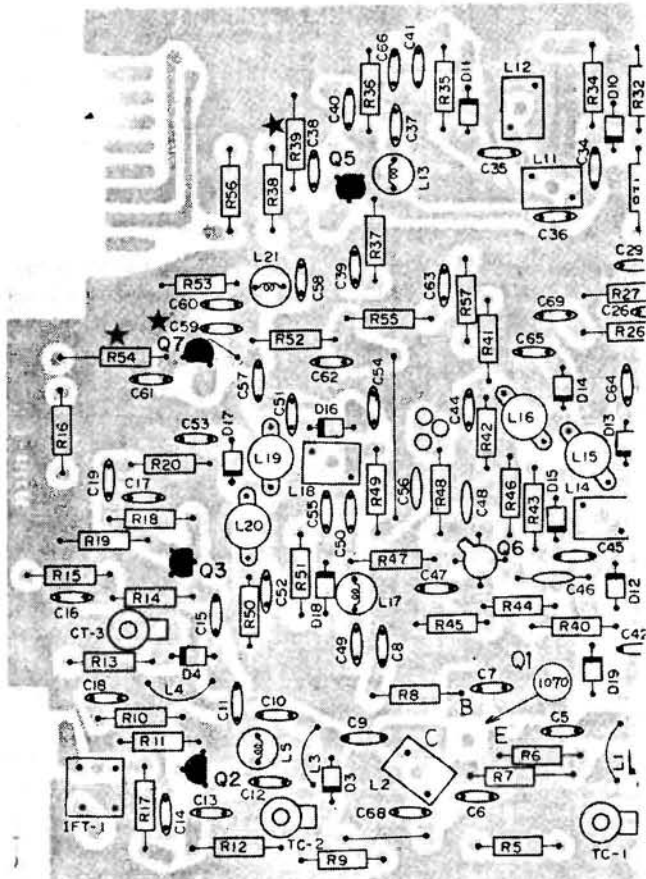


Fig. 1

(c) The battery back-up live lead radiates a considerable amount of noise and it may be worthwhile carrying out another minor mod to reduce this. One is to fit 22nF disc ceramic capacitors across the terminals of the battery holder and from live to ground where the battery lead lands on the p.c.b. under the r.f. head. It will be necessary to remove the head to do this. If the battery lead runs around the main loom along the side of the set, it should be shortened. Remove the batteries and disconnect the wire at one end. Re-route it straight across the set from back to front. Solder a scrap of stiff wire to the top of the sub-v.c.o. box and bend it into a clip to hold the shortened battery lead in place.

(d) The v.c.o. tuning line has been known to cause problems. Two noise suppression components (R178 and C1222) have been altered several times over various production batches in an attempt to optimise their performance. The preferred configuration is shown in the diagram. To change these components it will be necessary to remove the r.f. head.

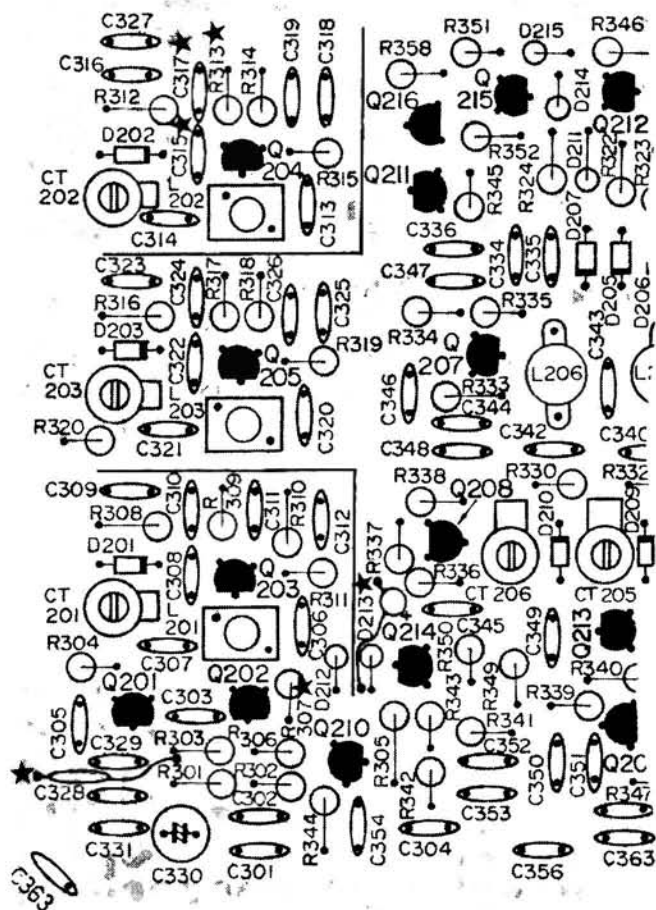


Fig. 2

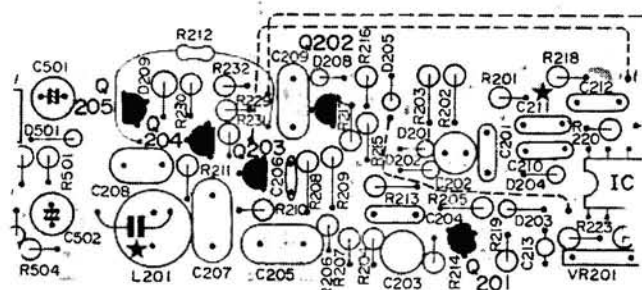


Fig. 3

VCO Modifications

The following mod (Mod 4) gives an improvement to stability in the 140 to 180MHz range. First remove the v.c.o. box by undoing the three small screws and unplugging the looms. Then change C315 and C317 from 4pF to 7pF (or 6-8pF). Change R313 from 1k Ω to 560 Ω . When they have been changed, run some molten wax around the components—candlewax will do.

Remove R307 (47k Ω) and fit a ferrite bead over the longer of the two leads. Replace the resistor but turn it through 180 degrees, i.e. put the short lead in the hole previously occupied by the long one.

On the underside of the board, fit 4-7 μ F 16V tantalum capacitors in the positions shown in the diagram (Fig 2).

Replace the v.c.o. box and re-align as follows. Set the receive frequency to 180MHz and connect a digital volt-

WRM366

Memory back-up battery wire
(route away from underside of v.c.a.)
[Mod.3b]

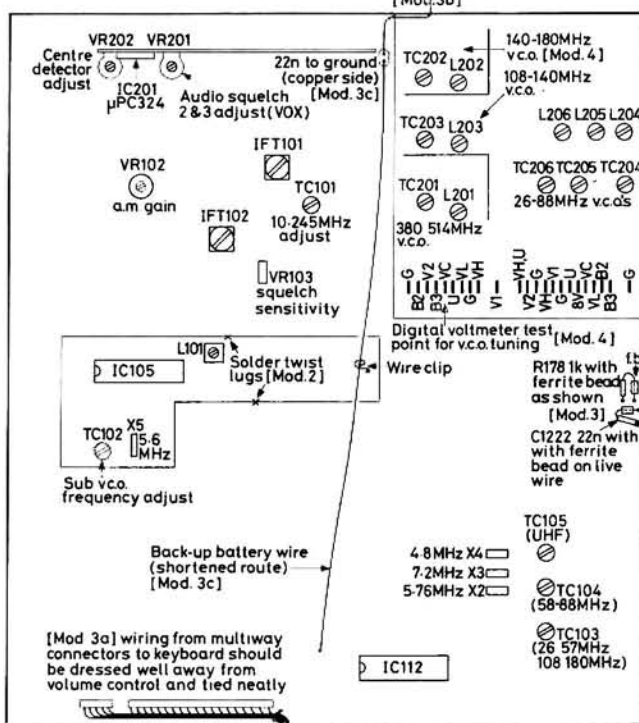


Fig. 4

meter to the VC line (Fig. 4). Adjust CT202 for 11V. Then set the receive frequency to 140MHz and adjust L202 for 0.8V. Repeat the adjustments of CT202 at 180MHz and L202 at 140MHz until there is no further change.

Scan Control PCB

The VOX operation and audio filtering can be improved by changing C211 to 270pF and fitting a 33nF polyester capacitor from the junction of L201/R211 to ground. This component should be fitted to the underside of the board and clearance must be checked when the board is re-fitted. To check the operation of the VOX, set the SQUELCH switch to position 3, program in any convenient frequency, connect a signal generator which has been set to this frequency, set the MODE switch and the generator to FM (3kHz deviation) and turn the SQUELCH control until it is fully open. Then reduce the deviation to 200Hz and adjust VR201 until the receiver just mutes. Check that the mute opens when the deviation is increased to 500Hz. If you do not have a signal generator, set VR201 so that the receiver mutes on an unmodulated carrier but readily opens when modulation is present. Many thanks, Peter, for all this useful information.

Pass it on...

If you have a mod that you would like to pass on or if you have a request for a mod that you would like to carry out, please write to me at this address: R. S. Hall, Practical Wireless, Room 204B, Hatfield House, Stamford Street, London SE1 9LS.

Radio Wave

Part 7 by F. C. Judd G2BCX

The most common mode of propagation for v.h.f. and u.h.f. DX operation, usually referred to as "tropospheric", is brought about by complex weather conditions, so complex in fact that a fairly comprehensive knowledge of meteorology is necessary to fully understand the subject in its entirety. Basically, however, it is because of certain weather conditions that refraction occurs within layers of air in the lower part of the earth's atmosphere and radio waves at v.h.f. and u.h.f. are bent back to earth. These waves would otherwise travel in a straight line from the point of origin only to disappear into outer space since they are not reflected or refracted back to earth by the higher ionospheric F layer.

Whilst certain tropospheric conditions allow much longer distances to be covered than would be possible under "normal" conditions, this only holds good for frequencies above about 50MHz. There is some doubt as to whether transmissions in the frequency range 25 to 50MHz are propagated by tropospheric refraction but it has been considered a possibility. Note: The "troposphere" extends to about 15km above the surface of the earth and climatic conditions affecting the surface occur within this dense layer. At the upper level, convection currents turn over and move horizontally at speeds of several hundred kilometres per hour—the jet streams exploited by supersonic aircraft. There are other modes of v.h.f./u.h.f. propagation that will be dealt with later.

Tropospheric Propagation

Refraction of very high frequency radio waves takes place when air masses become stratified into regions with differing dielectric constants and if the boundary between two masses of air is sharply defined, then waves arriving at grazing angles may be directly reflected or refracted (gradually bent) so that they travel back towards earth. **Temperature inversion** is the most common cause of tropospheric refraction. With "normal" conditions the temperature in the lower atmosphere decreases at approximately 3 degrees per 300 metres of height at a constant rate but if this rate decreases further for some particular reason, then a temperature inversion may occur allowing v.h.f./u.h.f. wave bending to take place.

Temperature inversions are sometimes referred to by names related to the cause of their occurrence. For example there is **dynamic inversion** which takes place when a warm air mass overruns a colder air mass. Another is known as a **subsidence inversion** and this occurs when a sinking air mass becomes heated by compression. The so called **nocturnal inversion** is brought

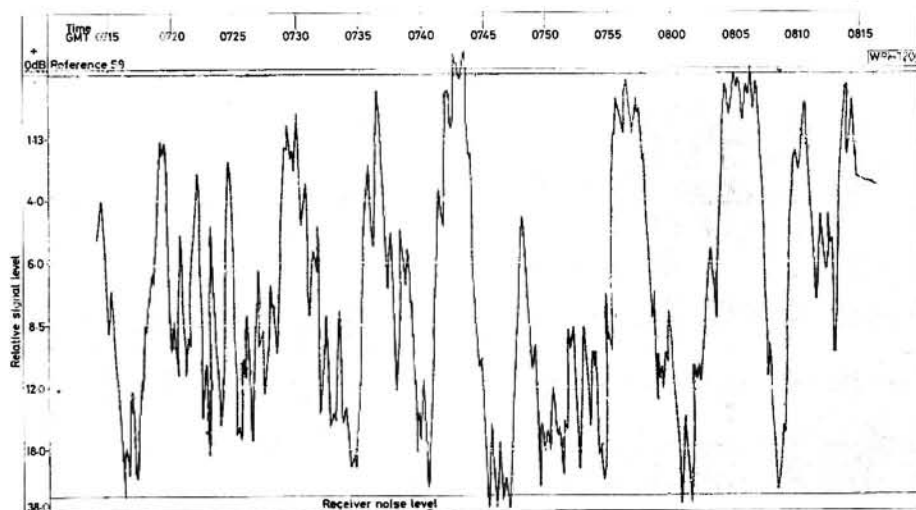
about by rapid cooling of surface air at the end of the day, after sunset. There is also **cloud layer inversion** caused by air above a cloud becoming heated by reflection of the sun's rays from the top surface of the cloud. Sharp transition in water vapour content of the atmosphere can also cause reflection and refraction of radio waves at v.h.f. and u.h.f. Such inversions produce a change in the refractive index of the atmosphere and although the air masses themselves may move over large areas, they can retain the refractive characteristics for a considerable time. A condition of this nature may prevail for hundreds of kilometres along a more or less stationary front and at heights varying from a few metres to several kilometres. The resulting so called "lift" conditions or tropo-openings produced by temperature inversion and refraction occur mostly during the summer months and the autumn.

The atmospheric conditions that produce refraction are rarely stable for any considerable period and the strength of received signals may vary over a wide range. The best conditions for stable propagation usually prevail in the early and late evening and again just before sunrise, lasting sometimes until mid-day but more often than not falling off before this time. It is worth noting that a tropospherically propagated wave generally maintains its original polarisation although it is well known that horizontal polarisation normally provides the best overall results.

Indication of Tropospheric Openings

During the presence of an anti-cyclone is generally the time when warm air overrides a mass of cool air. Refraction conditions may then prevail and v.h.f./u.h.f. communication ranges will often be extended to several hundred kilometres. At the onset of a "lift condition" strong signals from greater than normal working distances will be noticed but often with fairly rapid fading as in Fig. 7.1. This is

Fig. 7.1



Propagation

followed by a period during which the signals tend to retain an almost constant strength. The "weather" clue to a probable opening is the approach of a high pressure region, or one actually present over the country, or even partially so. Barometer readings will be fairly high and the weather itself generally fine and warm. A sudden but rather small drop in barometric pressure is often an indication of a more or less imminent opening. Full weather maps shown on TV weather forecasts are an obvious source of information for the position and movement of high pressure regions.

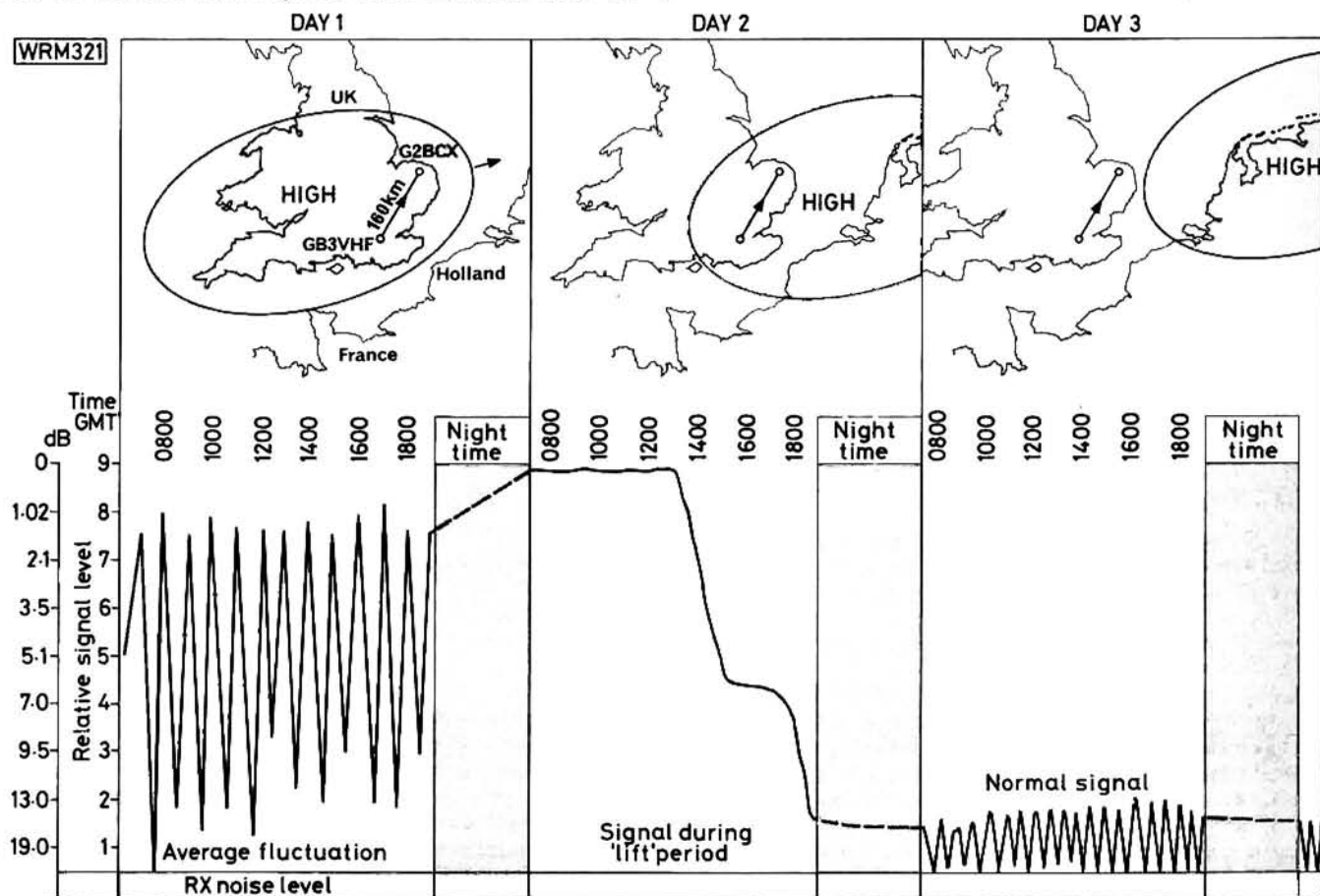
Other indications, well known to v.h.f./u.h.f. enthusiasts are interference to British TV by continental TV transmissions and reception at good strength of continental f.m. broadcast stations (f.m. band 88-108MHz) although this does not necessarily mean that the opening will be extended to either the 144 or 430MHz amateur bands. Reception of signals from distant v.h.f. or u.h.f. radio beacons and repeater stations that are not normally heard is another and probably more reliable indication. The latter is usually obvious by the chaotic situations a "lift" can create with repeater stations operating on the same channels.

Some idea of the build-up of a typical tropo-lift condition may be obtained from Fig. 7.2 which has been based on

hourly chart recordings of signals, similar to those in Fig. 7.1 from the GB3VHF radio beacon at Wrotham in Kent. This is about 160 kilometres distant from the authors QTH in Norfolk and is normally received at about S1 to S2 with rapid fading.

First there is the appearance of a high pressure region crossing the Southern part of the country in the section marked "Day 1" and although the signals rise to a fairly high level (S9) they fade rapidly to almost zero. Refer to Fig. 7.1 for short term sampling. It is thought that signal fluctuations of this nature are due to the discontinuities in the area where temperature inversion is taking place and which are probably caused by variations in the turbulence of the atmosphere in the near surface layers. No observations were made at night time but by the beginning of "Day 2" Dutch and German stations operating on 144MHz were being received at great strength with little or no QSB. It is worth noting that beam tilting during a lift condition will often produce a quite dramatic increase in signals (both ways). Tests in this respect have revealed an angle of 10 to 20 degrees upward from horizontal to be about optimum.

Fig. 7.2



Atmospheric Ducts

Where there are large areas of water and particularly in the tropics, temperature inversions occur almost constantly at heights of 30 metres or less. The boundary of such inversions is generally well defined and v.h.f./u.h.f. waves travelling horizontally are trapped by the refracting layer and constantly bent back to earth. The air layer and earth form what might be regarded as the ceiling and floor of a channel along which the waves are guided and which may follow the curvature of the earth for some distance far beyond the normal optical/radio horizon.

If a duct has a refracting layer only a very few metres above the surface of the earth, the lowest frequency that will be propagated may be in the GHz range. However, certain dielectric characteristics and the height of the layer will allow the propagation of transmissions at much lower frequencies, i.e. in the v.h.f. region. In other words there may be a "critical frequency" for propagation. One of the features of ducting is that receiving and transmitting antennas must be within the upper and lower limits of the duct, that is, inside it, otherwise there will be no propagation. Ducts of nature can also be formed between two layers of air above the surface of the earth and which will also propagate waves for long distances. Again, transmitting and receiving antennas must be physically within the duct. Wave polarisation appears to make no significant difference so far as signal strengths are concerned.

Auroral Propagation

During abnormal auroral activity in the polar regions, a special form of wave propagation is often possible at frequencies above 28MHz by using the auroral curtain as a reflector. It is during magnetic storms that auroral activity extends further down in latitude from the Northern polar regions or up from the Southern polar regions. When such conditions prevail transmitting and receiving antennas must be directed towards the appropriate polar region even though the stations operating may be some distance apart laterally. This mode of propagation is illustrated in Fig. 7.3.

Communication paths of considerable distance between stations East and West of each other are possible with v.h.f. but auroral propagation produces a rapid flutter on signals which make it difficult to copy f.m. or s.s.b. modulation. The preferred mode of transmission is c.w. Propagation by reflection from the auroral curtain occurs more often in the higher mid-latitudes in the Northern hemisphere and in reciprocal latitudes in the Southern hemisphere but may continue day and night for periods of several days. The best times for this mode of propagation are during the months of March and September and although it may occur at other times, is less likely during December and January.

Sporadic E (Es)

The formation of sporadic E clouds at a height of about 100 kilometres was dealt with in a previous article (Part 2). However, it has been recently mentioned that there is now some doubt as to whether sporadic E is in fact responsible for the propagation of v.h.f. and that there may indeed be some other medium as yet undiscovered.

The m.u.f. of intense Es clouds is a function of ionisation density but the highest frequency at which waves arriving at an oblique angle can be propagated is not really known, although there have been reports that frequencies as high as 200MHz have been used successfully. The possibility of propagation at 144MHz is not high but single hops of over 1600km have been reported. This assumes that sporadic E is the medium. It is also believed that propagation via more than one Es cloud is possible thus increasing the potential

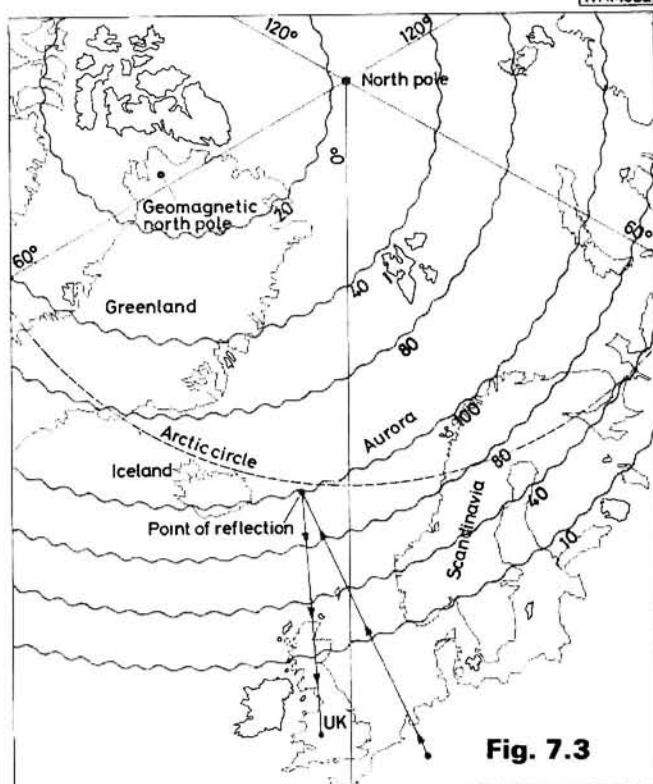


Fig. 7.3

working distance. Sporadic E occurs mostly during the Summer and early Autumn.

Meteor Trails

A meteor entering the upper atmosphere releases a large amount of energy when its initial high speed is slowed down by friction with the air. Some of this energy produces ionisation along the path taken by the meteor and even a small one can ionise a region several metres in diameter and more than a kilometre in length. A small ionised region of this nature may only refract signals for a duration of a few seconds. Prolonged and intense showers of meteors sometimes allow longer periods of communication in the 28 to 50MHz range providing the trail is about midway between stations making use of this mode of propagation. Whilst communication via meteor trails may afford an interesting study it is by no means reliable as a propagation medium.

Part 8 will conclude this series with ionospheric and tropospheric "scatter" modes and a brief look at ground-wave propagation although this latter is little used by radio amateurs except during the daytime at the lowest amateur frequency band allocation of 1.8 to 2MHz.

Amendment

In Part 5 (June PW) it was stated that during daylight hours ionospheric propagation at 3.5MHz would be via the E layer and an example of coverage from a low height antenna was based on this (Fig 5.2B). In fact this would apply more to the 1.8-2.0MHz band as E layer reflection normally extends to about 3MHz. The example given would however apply to propagation at 3.5MHz in the event of the formation of a large sporadic-E cloud.

The normal E region ionisation increases rapidly after sunrise, reaching maximum at midday (GMT) and can in fact absorb energy from lower frequency transmissions as does high level D region ionisation. Relatively long distance communication on 3.5MHz is normally via the F layer but can be effected by inter-layer reflection, i.e. between E and F layers.

211 WEST HENDON BROADWAY, LONDON NW9 7DE AND **400 EDGWARE ROAD, LONDON W2**
TEL No: 01-202 3638 **TELEX: 298765 UNIQUE G** **TEL No: 01-723 5521** **TELEX: 298765 UNIQUE G**



Normally 24hr despatch
 but please allow 7 days
 for delivery



MAIL ORDER AND RETAIL

ALL PRICES ARE INCLUSIVE OF V.A.T. AND ARE CORRECT
 AT TIME OF GOING TO PRESS

NORTHERN AGENTS:
 JOE BELL, G4PMY
 UNIT 3
 THOMAS STREET
 CREWE
 TEL No: 0270 582849



	P+P
C5800	2M FM/USB/LSB/CW 25W Mobile..... 439.00 (2.00)
C8900	New slim fully synthesised 2M 10W Mobile with 5 memories, scanning facilities and digital read-out etc..... 259.00 (2.00)
C7900	New slim fully synthesised 70cm 10W Mobile with 5 memories, scanning, 10MHz coverage and digital read-out etc..... 279.00 (2.00)
C58	2M FM/USB/LSB and CW Portable with 1W RF Power and tuning down to 100Hz..... 319.00 (2.00)
CMB8	Mobile mounting cradle for C58 with all connections for antenna power etc., built in..... 27.50 (0.75)
CPB58	A 25W linear amplifier for C58 that bolts underneath the CMB8..... 79.95 (2.00)
CLC8	A carrying case for the C58 — with flap over top for added protection. 8.50 (0.75)
C12/230	Charger for the C58 when Ni-Cads are used..... 7.75 (0.75)
C110	Synthesised 2M, 2watt hand held 144-148MHz..... 179.95 (1.50)
CLC110	Carrying case for C110..... 7.50 (0.75)
CSA110	Base charger for CNB110 high power Nicad pack..... 35.00 (1.00)
CNB110	High power Nicad pack..... 35.00 (0.75)

SPEAKER/MIC FOR ALL STANDARD RIGS NOW IN STOCK
24.00 (0.75)

SPECIAL OFFERS

ICOM	RRP PRICE	OUR PRICE
IC720A	929.00	750.00
IC730	629.00	500.00
IC740	725.00	580.00
ICR70		
IC290H	499.00	425.00
	10 Watt version 2Mtr Multimode.....	365.00 299.00
YAESU	RRP PRICE	OUR PRICE
FL2050	10W in 50 Watts out Linear Amplifier.....	105.00 75.00
YR901	RTTY/CW Transceiver Unit.....	400.00 275.00
FT720RVH	2 Mtr Mobile Detachable Head 10 Watt.....	175.00 145.00
FV901	External UFO.....	120.00 95.00
FT230R	25 Watt mobile 2 Mtr.....	229.00 185.00
FBA3	Charging Sleeve for FT207R.....	2.85 1.50
YC500	Frequency Counter 500MHz.....	135.00
PSU	RRP PRICE	OUR PRICE
STANDARD	CPSO2 5 Amp PSU Metered Volts/Amps.....	69.95 45.00
	Professional Switch Mode PSU (Not Cased) 13.8V @ 12.5 AMPS + 5 VOLTS @ 500ma.....	69.95 45.00
SPEAKER MICS		
	Suitable for STANDARD/COM/YAESU. Supplied with Mod Sheet.....	9.95
TELEHEADER		
	CW385E Morse/RTTY Transceiver Terminal.....	789.00 686.00
DRAE		
	SSTV Receive Unit.....	189.00 171.00

SPECIAL OFFERS

ACCESSORIES

METERS	P+P
SWR15	Single Meter SWR/Field Strength 3.5-150MHz..... 9.77 (1.50)
SWR25	Twin Meter SWR/Power/Field Strength 3.5-150MHz..... 16.50 (1.50)
TAL172	Single Meter Professional SWR/Power..... 37.89 (1.50)
T435	Twin Meter 144/432MHz SWR/Power 20W/120W..... 44.95 (1.50)
SP300	1.8-500MHz 20W 200W-2KW Power/SWR Meter..... 129.00 (1.50)
SP380	1.8-500MHz 200W Dash Mount..... 69.00 (1.50)
SP15M	1.8-160MHz 5W-20W-200W Power/SWR Meter..... 49.00 (1.50)
SP10X	1.8-500MHz 200W Pocket Size..... 34.00 (1.00)
MORSE KEYS	
EK150	Semi/fully Automatic Electronic Keyer with Built-in Monitor, Transistor or Relay Output 240VAC/12VDC..... 90.00 (1.50)
MK1024	As EK150 but with 1024 Bit Memory..... 109.25 (1.50)
HK707	Straight Up/Down Keyer..... 15.49 (1.00)
HK702	As HK707 only a Heavy Marble Base..... 29.75 (1.50)
MK704	Squeeze Keyer..... 13.80 (1.50)
MK705	Squeeze Keyer..... 29.75 (1.00)
MK702	Manipulator Key on marble base..... 29.75 (1.00)
BK100	Semi Automatic Bug Key..... 24.72 (1.00)
EKM-1A	Morse Code Practice Oscillator with Variable Tone..... 9.20 (1.00)

POWER SUPPLY

PX402	3A Continuous 4A Max 13.8VDC Fully Stabilized.....	24.95 (4.00)
EP2510	25A Continuous 30A Max 13.8VDC Fully Stabilized.....	138.00 (6.50)
DRAE	13.8 12Amps.....	86.50 (3.00)
DRAE	13.8 6Amps.....	63.00 (4.00)
DRAE	13.8 24Amps.....	125.00 (5.50)

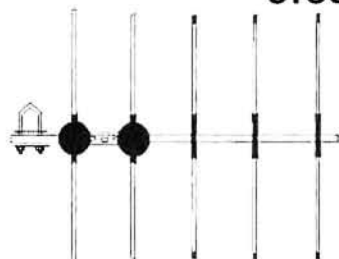
AR2001 ROTATOR
STILL A BARGAIN AT
42.50 (2.50)

North London Communications Ltd

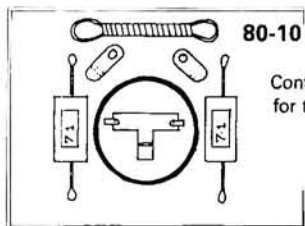


TAR AERIALS AND COMMUNICATIONS

THE COMMUNICATIONS CENTRE
KING WILLIAM STREET, AMBLECOTE
STOURBRIDGE, WEST MIDLANDS DY4 4EY



ZL SPECIAL TYPE ANTENNAS
12ELE £25.00 P&P £3.50
7ELE £14.25 P&P £3.00
5ELE £10.50 P&P £2.50



80-10 METRE TRAP DIPOLE KIT

Contains all that's required for this popular multiband dipole

£24.95
+ £1.75 P&P

THE **HB9CV**
IN USE
WORLD WIDE

MUST BE
THE MOST
POPULAR
BEAM IN
USE TODAY

2MTR KIT
£3.95 + £2.50
P&P

70CMS KIT
£3.95 + 1.50
P&P



OUR BEST SELLER

1/2 SIZE 40-10 MTRS **£14.25**
+ £1.80 P&P
FULL SIZE 80-10 MTRS **£16.25**
+ 1.80 P&P

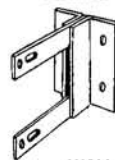
THE G5RV MULTIBAND DIPOLE

UNISON AR250

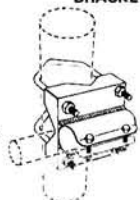
SPECIFICATIONS
INPUT VOLTAGE 240 VOLT AC
40VA maximum
MOTOR ROTATION 18 VAC
:360° + 5°/0° with mechanical stop
ROTATION TIME 50/60Hz 65 seconds
ROTATION TORQUE 220kg-cm (192 lb-in) minimums
MAST SIZE :28-44 mm (1-1/8 - 1-3/4") diameter
VERTICAL LOAD :45kg (99 lbs) maximum
CABLE WEIGHT :3 core
:4 kg (88 lbs)

£39.95 P&P £4.50

MAST TO MAST
CLAMPS



WALL
BRACKETS



BASE PLATES
9" SQUARE to fit 1 1/2"
or 2" MAST
£3.50 P&P £2.50



MASTS AND AERIAL
BRACKETS. YOU NAME IT
WE EITHER MAKE IT OR
STOCK IT. OUR CATALOGUE
LISTS THEM ALL.

50MTRS 16G COPPERWIRE
Hard Drawn £7.95
Enamelled £6.95 P&P £1.50

Our Products are too numerous to list
Send £1.00 refundable against any purchase for our Catalogue listing our entire range.
Including:

- ★ ALL PARTS AND COMPONENTS FOR THE D.I.Y. ANTENNA CONSTRUCTOR.
- ★ COMPREHENSIVE RANGE OF OUR MASTS, BRACKETS AND LASHING EQUIPMENT.

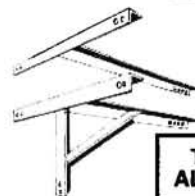
BRITISH MADE CABLES AND CONNECTORS
ALWAYS IN STOCK EG URM 67, URM 43,
URM 70, GREENPAR PLUGS.

OUR FACTORY AND SHOWROOM
ARE OPEN 6 DAYS PER WEEK 9.30AM-5.30PM

CALL IN AND SEE OUR RANGE OF NEW AND S.HAND EQUIPMENT. INC. YAESU. TRIO. ETC.

A 40' 8 section 2" dia aluminium mast + base plate + guy sets **£55 DEL**

SPECIAL OFFER
A 4 SECTION 20' x 1 1/2" DIA ALUMINIUM MAST **£12.95**
+ £3.50 P&P



T & K BRACKETS
12" - £4.50 per pair + £3.00 P&P
18" - £5.50 per pair + £3.00 P&P
24" - £6.50 per pair + £3.00 P&P

TRADE ENQUIRIES ALWAYS WELCOMED



Jaybeam
Stockist



Microwave
Modules
Stockist



STOURBRIDGE
(0384) 390944
370987



by V. J. Copley — May
G3AAG

Do you want a rare cactus plant, a new three-piece suite or a set of re-treads for your car? It is all there. For five dollars entrance fee you can visit the world's biggest ham convention, flea market and exhibition. Well, the Dade Radio Club of Florida claim that it is the biggest. Dayton would probably dispute the claim. Anyway, unless you are Sebastian Coe I doubt if you could visit every stand in one day.

The Tropical Hamboree took place at the Flagler Dog Track on February 2 and 3. I think the Chairman, Evelyn Gauzens W4WRY, can be proud of this spectacular event in the Ham calendar. Five heavily armed police were in attendance to check that the goodies were paid for and to apprehend "snatchers".

My feet gave out at the end of the first day so I cannot really report in full on the two days. The average British ham riding the tide of rising mortgages and the falling pound would have drooled at the piles of other people's cast-offs. I managed to pick up some brand new wide-spaced variables and ceramic switches for that new antenna tuner.

New Equipment

Strangely, Yaesu were not represented although most of the other Japanese manufacturers were present with all their black boxes. Of course, with the poor old pound almost at par with the dollar there were no bargains in new equipment once you had paid the import duty. The prices would be about the same as in the UK. Reported elsewhere and extensively advertised, the AEA Doctor DX was being exhibited. After having written the device off as a silly gimmick I managed to get in the driving seat, and became converted.




Always come prepared, seems to be the motto of these visitors

There was not a lot of equipment which UK amateurs will not have already seen, either advertised or at our own Ham-fests. However, one box particularly attracted my attention. The Shackmaster, manufactured by Advance Computer Control Inc., I had not seen before. The leaflet says . . . "Take your shack with you—anywhere—through remote control over the air or over the phone". Shackmaster is your personal v.h.f./u.h.f. repeater and interfaces a v.h.f./u.h.f. transceiver with your h.f. station. Whilst mobile, or using a handheld or even a public telephone you can, they say "Fire up your rig, punch in a frequency, tune around . . . go to transmit . . . all with touch tone commands. Yes, swing your beam if you want. Synthesised speech tells you the S-meter readings". From my mobile h.f. station I actually worked a station operating out of his New York Office during his lunch hour. He was remotely controlling his home station well out in the suburbs using a TH-21AT handheld. It's not quite my scene but may be the solution for those plagued by the planning officer. Set up your tower, five-element mono, linear and transceiver in a friendly farmyard. Sit in your semi in Acacia Avenue with nothing more than a TV looking antenna on the chimney and work the world. Before you get too enthusiastic you should scan the UK licensing regulations.

VHF/UHF/SHF

Dishes and multi-elements abounded. Unfortunately the AMSAT demonstration was a failure since so many visitors were using handhelds the downlink was QRM'd. Likewise the satellite TV demonstration seemed to be inhibited by the operator's inability to set his dish up with the plus or minus $\frac{1}{2}$ degree necessary. Between 143 degrees west and 69 degrees west there are already twenty geostationary satellites in position. In Miami you have a choice of 138 TV channels and the February magazine listing the programmes for the month is thicker than my telephone directory. It's not all bad. Most nights you have a choice of twenty odd movies. Many recent releases. Even if you are not a box addict there is bound to be something to interest you as I found out whilst staying with a friend whose dish was inconspicuously hidden amongst the palm trees. The quality was superb.



Setting up for the satellite TV demo

Bargains

I was told that the secret is to hang onto your dollars until near closing time when those who were there in the hope of raising funds to meet the down payments on the new piece of equipment they had set their heart on were getting desperate and prices would tumble. You have to be fit to stay the course! Impossible to describe the range of "junk" going cheap. I saw a 20kW 50 ohm dummy load the size of two filing cabinets, a drum of 1in coaxial cable the size of those you see in the high street laying an electric service to a new housing estate. Circuit boards with dozens of i.c.s were going for a dollar a throw.

Well worth the jet lag.

AN ADD~ON BFO

Commercial s.s.b./c.w. adaptors seem to be in short supply so Michael Corke G8RJQ has devised this simple add-on.


There are many low-cost, multi-band portable receivers available that cover not only the normal short-wave broadcast bands but also one or more of the amateur h.f. allocations. The vast majority of amateur transmissions at h.f. use single-sideband (s.s.b.) or Morse code (c.w.) which pose problems for the would-be listener whose receiver is not equipped for these modes.

The simple design presented here provides details of a 450-470kHz beat frequency oscillator (b.f.o.) which re-introduces the suppressed carrier and allows normal a.m. detection, resulting in clear reception of s.s.b. and c.w.

A block diagram of the typical "domestic" superheterodyne type receiver is shown in Fig. 1. Normal broadcast signals are converted to the i.f. (455kHz) and demodulated by the a.m. detector. Switches S1a and S1b are introduced to route the signal via the product detector, which consists of a diode detector/mixer network. The mixer is also provided with an input from the b.f.o. stage which results in a demodulated output ready to feed the audio amplifier stage of the receiver.

Circuit

The circuit of the b.f.o. is shown in Fig. 2 with a suggested p.c.b. layout alongside. There are several alternative methods of producing L1, either wind your own using a 7mm diameter coil former and 40 s.w.g. wire or use a ready-wound Toko inductor assembly. The p.c.b. layout will accommodate both variations. It is important to connect the windings in the correct sense otherwise the b.f.o. will fail to oscillate. Capacitor C3 is already fitted inside the specified Toko coil. For the home-wound coil C3 will be 270pF and is fitted onto the p.c.b.



Setting Up

Setting up is quite straightforward. Set the variable capacitor C5 to half-mesh and with the output lead in close proximity to the body of the receiver, adjust the slug of L1 to zero-beat with a normal broadcast transmission (Radio Moscow, etc.). Lock the slug to prevent any frequency shift due to vibration effects. You can now use C5 to fine tune u.s.b./l.s.b. and c.w. transmissions in conjunction with the receiver's own tuning control. With practice this is easily done and providing the unit is firmly mounted in a well-screened box and fed from a stable supply, such as a PP3 battery or well-smoothed mains p.s.u., it will give excellent stability.

Good DX and happy hours of listening.

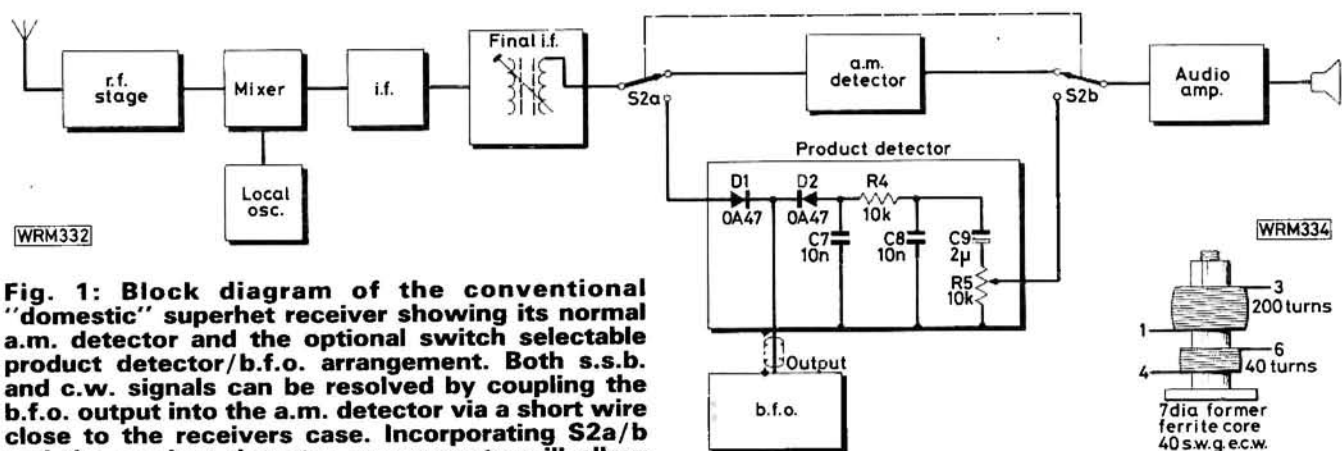
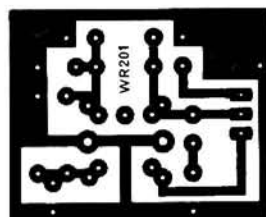
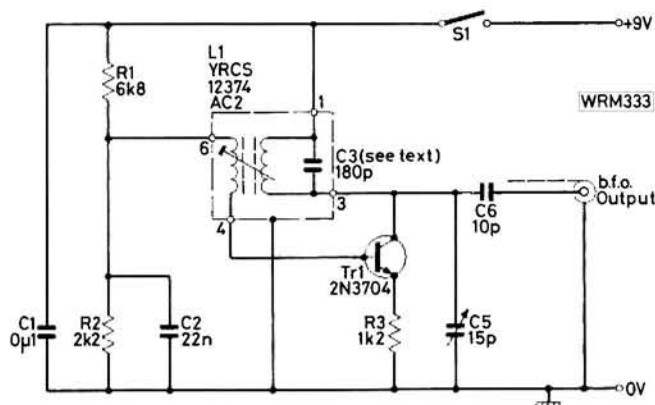
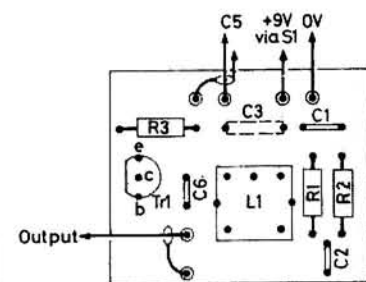


Fig. 1: Block diagram of the conventional "domestic" superhet receiver showing its normal a.m. detector and the optional switch selectable product detector/b.f.o. arrangement. Both s.s.b. and c.w. signals can be resolved by coupling the b.f.o. output into the a.m. detector via a short wire close to the receivers case. Incorporating S2a/b and the product detector components will allow more precise control of the signal



© IPC Magazines Ltd
1985



WRM335

Fig. 2: The circuit diagram and full size p.c.b. track pattern/overlay of the b.f.o. The unit must be built in a screened metallic enclosure

★ components

Resistors

Carbon Film $\frac{1}{4}$ W 5%

1-2kΩ	1	R3
2-2kΩ	1	R2
6-8kΩ	1	R1
10kΩ	1	R4†

Potentiometer

10kΩ	1	R5†
------	---	-----

Capacitors

Min. Ceramic

10pF	1	C6
270pF	1	C3 (see text)
10nF	2	C7†, C8†
22nF	1	C2
0.1µF	1	C1

Variable (See text)

15pF	1	C5
------	---	----

Semiconductors

Diodes (Germanium)

OA47	2	D1†, D2†
------	---	----------

Transistors

2N3704	1	Tr1
--------	---	-----


Coils

Toko YRCS 12374 AC2 1 L1 (C3 = 180pF internal) or 200turns + 40turns 40 s.w.g. enam. copper wire on 7mm dia. former with ferrite slug (See Fig. 1).

Miscellaneous

Printed circuit board (see text); Min. switch s.p.s.t. (S1); Switch d.p.d.t. (to suit receiver) S2; Metal box; Knob; Coaxial socket.

Component references with the † symbol are used in the optional Product detector stage, shown in the block diagram Fig. 1. These components are not required for the basic proximity coupled version.



Many of the components for this simple project can be found in the traditional "junk box". As an example the variable capacitor C5 can be salvaged from a cheap oriental radio and used with a suitable series capacitor to bring the final capacitance down to the required 15pF. Alternatively you can use a Jackson C804 air-spaced type. The coil can be home-wound if you feel capable of handling 40 s.w.g. wire! However, the Toko coil assembly specified is only around 60p new and you may even have a suitable one in your box. To cut costs even further a p.c.b. is a luxury for this project and the various components can be soldered together in a "birds nest" type of construction around the coil former. However, you must still fit it inside a metal screening box.

£8

BEGINNERS

Letters

Amateur Band Occupancy

Sir: I have read with great interest the article 3·5/7MHz Amateur Band Occupancy in the April 1985 issue, and congratulate *PW* on airing this subject. However, although I am sure that many of us regret the influx of so many more "commercial" and Defence transmissions into the shared 3·5MHz band during the present "sun-spot minimum" period, I feel the picture painted in your article is excessively gloomy and does not distinguish accurately the difference between the broadcast intruders between 7·0 and 7·1MHz and the legitimate if often thoughtless operation of point-to-point services between 3·5 and 3·8MHz. There are also questions that need to be answered in respect of your spectrum analyses.

1: There are no "authorised" broadcasting stations, as such, between 7·0 and 7·1MHz. The problem is that for many years China was excluded from the United Nations and its agency the International Telecommunication Union. When China became a member of ITU and later participated in WARC 1979, that country reserved the right to continue operating broadcast stations in this part of the spectrum until a new table of h.f. broadcast assignments is agreed. In theory, at least, we should one day see the shifting out of the band of Radio Peking, and the accompanying jammers. Unfortunately, Albania (Radio Tirana) is still not a member of the ITU—but who knows what may happen one day?

2: Despite this, I do not believe that there is any time of the day when it is not entirely possible to have 100 per cent c.w. contacts in the gaps between these powerful intruding stations. The statement that they may each spread over 20kHz suggests that the filter shape and dynamic range of the receiver used to make your measurements may be seriously affecting your results. It is well known that receivers of limited dynamic range are virtually useless on 7MHz.

3: I find it difficult to believe that the power of the Commercial and Service stations operating in the shared 3·5MHz band is of the order of 50 to 100kW. Nowhere in the original article is the relationship between dB and S-meter scale, reference 1µV, defined. The IARU recommended figure is 6dB per S-point.

(*Ed: A fuller explanation appeared in the article S-meters: fact or fiction? July 1985 PW.*)

4: As on 7MHz, I cannot believe there are many times of the day when 3·5MHz becomes impossible to use, at least on c.w. Certainly not in the late afternoon and evening period suggested in the article. There are always gaps.

5: A more valid complaint would be that many commercial and Service stations spend many hours "idling" to try to keep their channel occupied and so discourage others from using it. There is little doubt that many commercial stations now seal and occupy "clear" channels (using spectrum analysers and panoramic displays) other than the frequencies registered with the International Frequency Registration Board. This is largely a consequence of the use of frequency synthesisers providing the ability to transmit on any frequency. Amateurs are fortunate in being legally able to tune v.f.o.s—this is not true of commercial stations.

6: It hardly helps our case when, if your article is correct, amateurs are operating above 3·8MHz with powers up to 3kW or so, in flagrant breach of their licences. Before we complain too much let us make sure our own noses are clean.

7: Finally, it is stated that 3·5MHz was once an "exclusive" amateur band. My memory only goes back to the mid-1930s, but I cannot recall any such period. In fact, at that time newcomers were granted only the 1·8, 7 and 14MHz bands (and even on these the UK insisted on "guard bands"). 3·5MHz required a special permit and (like 1·8MHz) was very much a "shared" band. Since those spacious days we have lost frequencies and have to put up with such nuisances as the "Woodpeckers"—but we have not arrived at the situation where we need to consider either 3·5 or 7MHz as unusable, at least by those of us who believe in narrow-band modes of transmission.

Pat Hawker G3VA

The author of the article 3·5/7MHz Amateur Band Occupancy replies.

Thanks to Mr Pat Hawker for his letter. I will attempt to answer his queries.

1: I did not say that there were "authorised" stations (non-amateur that is) operating in the 7MHz amateur band. "It would appear that as far as the 7MHz band is concerned, there is no protection from interference by unauthorised services, either".

2: Whilst I agree that at certain times it is possible to have uninterrupted QSOs on both the 3·5MHz and 7MHz bands, it still remains that when certain ionospheric conditions prevail the non-amateur stations, especially those in the 3·5MHz band, can be received at such strength as to cause excessive QRM, particularly when they choose to deliberately jam amateur radio QSOs taking place on an otherwise previously chosen clear frequency. This fact, together with the callsigns of offending stations, has been dealt with in a separate report recently sent to the Department of Trade and Industry. Many amateurs who regularly operate on the 3·5MHz band will confirm such incidents which are becoming all too frequent.

3: One cannot relate typical S-meter readings to a given reference such as 1µV at the receiver input because (a) S-meters are notoriously non-linear and few, if any, comply with any particular standard or reference, regardless of recommendations by the IARU, etc. In any case, an S-meter never indicates peak 1 levels because of its inertial characteristics. It was, therefore, thought prudent to operate the receiver without a.v.c. and to measure the peak to peak amplitudes of signals at the i.f. output, i.e. the signals still in r.f. form before normal detection. A calibrated laboratory grade oscilloscope was used for measurement.

4: I have already mentioned that there are times when reasonable operation on the 3·5 and 7MHz bands is possible with minimal interference.

5: Apart from deliberate interference by non-amateur stations, I am well aware of the practice by service stations, etc., who keep frequencies occupied for long periods by continuously sending of the letter "V" or similar, also "non-sensical" m.c.w. and c.w., i.e. series of non-meaningful dots and dashes as well as random letters repeated over and over again by RTTY stations. I repeat that my analysis of occupation was "typical" of conditions that frequently prevail all too often and sometimes for long periods.

6: With regard to radio amateurs operating outside the band, I agree, as mentioned, that we should at least keep our own house in order. However, operation outside the 3·5MHz band and the 7MHz band has been in evidence for a long time. No doubt both the RSGB and the licence

authorities are, or have been aware of this, and the fact that a large group of licensed UK radio amateurs, also RSGB members (since they discuss articles, etc., in the magazine *Radcom*) operate on and around 6.5MHz (s.s.b.) as also do amateurs in other countries, notably France and Italy. These stations can be heard regularly over the weekend periods and more recently on weekdays as well.

7: I agree that we have shared the 1.8 to 2MHz band quite amicably with official ship to shore stations and others for many years and whilst the 3.5 to 3.8MHz band was allocated on a shared basis, little or no problems have arisen in respect of interference until recently, i.e. until the new amateur licence schedule came into operation. The radio amateur service is still regarded as primary on the 3.5 to 3.8MHz band. Unfortunately, "clause H" in the new schedule provides an excellent loophole for almost total

occupation by non-amateur stations. The levels of interference to radio amateurs frequently surpasses the QRM from Russian, American and British OTH radar systems that wander about over almost the whole of the h.f. spectrum from around 6 to 28MHz.

Whilst the 3.5 and 7MHz bands may not be totally unusable yet, there may come a time when even narrow band transmission modes by radio amateurs may prove to be ineffective. It has been stated by a certain government department that the armed forces have absolute priority on all allocated amateur bands as and when they choose. My source of information on this "point" cannot be revealed, as I have no wish to operate /A from the Tower of London for a few years! It is interesting to note, however, that services and/or commercial stations are already operating in the 14MHz band as well.

DW REVIEW

Dressler ara30 Active Receiving Antenna

Since we mentioned this antenna in our new products feature (*PW* May 1985, page 49) we have had a sample on extended trials, with very satisfactory results.

The ara30 consists of two units. The "business end", the antenna itself, is an 8mm-diameter, 1.23m-long whip mounted on top of a 65mm-diameter by 180mm-long aluminium tube which houses the amplifier/matching circuitry. The amplifier uses a low-noise f.e.t.—CATV transistor—push-pull amplifier line-up to achieve a claimed 10dB gain with good inter-modulation performance and a low noise figure. The design frequency range of the antenna is 200kHz–30MHz, with limited performance up to 100MHz.

Stainless-steel, worm-drive clips are provided to clamp the antenna to a mast of up to 55mm diameter. Signal output (and power input) is via an SO239 ("u.h.f.") socket recessed into



the base of the unit. Although in this position it is protected from falling rain, I feel that it is vulnerable to rain carried by updraughts, a fairly common thing near roof-tops, where the unit will most likely be mounted. The SO239 and its mating PL259 plug are not waterproof, and should be covered with pvc tape or fitted with a protective sleeve for long-term reliability when installed out-of-doors. The same criticism could be levelled at the amplifier base-plate, which is only a sliding fit in the aluminium tube, with no attempt at weatherproofing.

The ara30 comes with 8m of coaxial cable fitted with a crimped-on PL259 plug at each end. Though this is nice in some ways, it means that you cannot thread the cable through small holes for installation, without cutting

one of the plugs off and then replacing it with a new one. Nor can you fit a protective plastics sleeve over the plug.

As mentioned earlier, the power needed for the masthead amplifier (11–15V d.c. at 100–140mA nominal) is fed up the signal coaxial cable by use of a small interface unit at the receiver end. A suitable wall-plug a.c. mains adaptor unit is provided, though this is intended for European 2-pin sockets, causing problems in UK 13 amp 3-pin outlets unless a shaver adaptor is used.

But enough of the moans—this antenna really works. It even works well propped up in a corner of the room, which is where I used it for a while. Obviously the higher (and the further from noisy mains wiring and TV receivers) that you can get it, the better, but it performs well in the loft too, and that would get around any problems with weatherproofing and objecting neighbours too! In comparative tests against a long-wire antenna of some 10 metres length, the active antenna gave equal or better strength signals every time, right down to the bottom end of the long-wave broadcast band. Intermod performance among the evening chaos on the 7MHz (7.1MHz) broadcast band was very creditable.

If you're an s.w.l. with very limited space for antenna erection, it would be well worth considering the ara30. It is, of course, for reception only. If used with a transceiver for listening, some safeguards against accidentally keying the transmitter would be a good idea.

The complete ara30 system as described costs £90.00 including VAT from **Dressler (UK) Ltd, 191 Francis Road, Leyton, London E10, telephone 01-558 0854**, to whom we offer our thanks for the loan of the review sample.

Geoff Arnold



AMATEUR LONDO

 **TOKYO HY-POWER**


muTek
rf technology



WELZ®



HI-MOUND



MICROWAVE MODULES LTD

COMPREHENSIVE
RANGE
FROM ALL
YOUR MAJOR
MANUFACTURERS

*PROBABLY THE BEST
STORE IN THE
COUNTRY*

*STILL THE SAME GOOD
SAME GOOD DEAL
EXCELLENT
BRENDA'S
RE*

01-992 5765/6

**FOR FAST
MAIL ORDER**



RADIO EXCHANGE

**373, UXBRIDGE ROAD,
ACTON, LONDON, W3 9RH**

AKD Armstrong
Kirkwood
Developments



Jaybeam

TET

**FREEPOST
MAIL ORDERS
ENQUIRIES**



**Amateur Radio Exchange
FREEPOST
LONDON
W3 9BR**

SWR METERS,
MORSE KEYS,
ANTENNAS FOR ALL
OCCASIONS. POWER
SUPPLIES, CONNECTORS,
CABLES, BOOKS & HARDWARE.
YAESU NOW BACKED
BY MAJOR IMPORTER.
ICOM TRANSCEIVERS &
RECEIVERS - BUY WITH
CONFIDENCE

LOW PRICES - STILL THE
SAME - STILL THE SAME
OFFER FROM
ORIGINAL
TYPE



**FOR FURTHER
DETAILS PHONE**

01-992 5765/6

AMATEUR RADIO UNDER COMPUTER CONTROL

Part 1 by Ronald Alpiar

It almost seems that hardly any hobby is immune from the influence (cynics will say the insidious influence) of the home computer. Recent interest in programed coding and decoding of RTTY signals shows that amateur radio is no exception. But is RTTY the only way in which the amateur can harness his radio equipment to the computer? By no means!

Of course the professional is no stranger to the subject of computer controlled radio communication: but what about the amateur?

In providing concrete and positive answers to this question we shall here concentrate our minds on one particular radio, and one particular home computer: The Icom R70, and the BBC Model B. However the underlying principles apply more generally. The requirements are two: a computer fitted (as are most) with a USER PORT, and a receiver controlled by its internal micro which the user can conveniently access. Radio manufacturers, keenly aware of market forces, are increasingly tending to fit access sockets to provide external control of receiver operation.

The Icom R70 is in fact one member of a family of Icom equipment, all of which are fitted with a computer compatible "ACCESSORY SOCKET" (the ACC), allowing external control of most of the equipment's functions. A whole new world of exciting possibilities opens up by suitably interfacing the R70's ACC, and the BBC-B's USER and ANALOGUE IN Ports.

In this series I shall explain the functions of the ACC pins, and how to connect them to the BBC-B's Ports. Data transfer between the two units is under a strict handshaking protocol, which will next be explained.

The Icom R70 is a receiver rather than a transceiver (i.e. it can receive but not transmit) and covers the 0-30MHz h.f. band—in which most of the long distance amateur radio activity takes place (with apologies to v.h.f. enthusiasts whose range of communication is usually more limited).

Unlike other members of the Icom range, the R70 ACC logic levels are mainly t.t.l. This means that (apart from two minor exceptions) direct connections between ACC and USER PORT pins will work—without any need for awkward level-changing electronic interfaces. Thus connecting the radio and the micro demands only modest electronic skills.

The ACC Socket

From the close-up view of the ACC (Fig. 1.1) we see that there are 24 pins, though some of them are unconnected spare locations. A special matching plug is available from the radio supplier, with a set of contact pins which can be positioned as required.




Fig. 1.1: The layout of the pins for the ACC connector situated on the rear panel of the Icom R70 receiver

Pin	Function
1	8V available when squelch is closed
2	13-8V when power switch is ON
3	When grounded set is mute
4	Output from RX detector stage
5	NC
6	NC
7	NC
8	Ground
9	NC
10	TRVA converter control input
11	TRVB converter control input
12	Reference voltage output for band switching
13	Input/output for external band switching
14	NC
15	NC
16	Input for DBC signal
17	NC
18	Input for RC signal
19	Output for \overline{DV} signal
20	Input for RT signal
21	Input/output DB1
22	Input/output DB2
23	Input/output DB4
24	Input/output DB8

Table 1.1: Summary of the functions of the ACC pins for the R70 receiver

A summary of the functions of the ACC pins is given in Table 1.1, and may be used as reference: a detailed description of those pins which concern us follows:

Pin 1: "Squelch" is a control which instructs the receiver to ignore all signals weaker than a given setting (the squelch level). This is particularly useful in eliminating background noise when scanning a range of frequencies. The squelch is said to be "closed" when signals being received are below the squelch level, and the voltage on pin 1 is then 8 volts. If any signal stronger than the squelch level is detected, then the squelch is opened, and the voltage on pin 1 falls to zero. The voltage on this pin can easily be made t.t.l. compatible by scaling it by a factor of 5/8. Thus scaled the result can be fed to any input pin of the USER PORT, indicating a YES/NO condition for reception of signals at the given frequency and squelch level.

Pin 4: This pin outputs the audio component of any detected signal; its amplitude is in the range 0-300mV r.m.s., depending on the strength of the incoming signal. Like pin 1, this is not t.t.l. compatible. However the output has two important uses—

- (i) It can be fed directly to a tone-decoding unit (e.g. RTTY)
- (ii) Suitably rectified and scaled it can be fed to the ANALOGUE IN Port of the BBC-B micro. It can thus provide any controlling program with information of signal strength at the current frequency of reception. Furthermore this output is independent of the gain setting of the receiver, and so can be taken as an absolute measure of received signal strength.

Pin 8: This Ground pin should be connected to the USER PORT Earth pins to ensure that both units are operating at a common earth level.

Pins 16-24: Unlike pins 1 & 2, the remaining pins which concern us here are all t.t.l. compatible. That is their voltage levels are 4.5-5 volts for ON, and 0-1.4 volts for OFF. This is completely in accord with the levels on the BBC-B micro USER PORT. However pins 21 to 24 appear to have a very limited "sinking" capacity.

This means that whilst the USER PORT pins float up to about 5 volts when declared as inputs, corresponding ACC output may be too weak to lower their potential to below 1.4 volts when outputting an OFF condition. Strictly speaking buffer drivers should be used to cure this condition. But fortunately we shall here only consider outputting to ACC pins 21–24, and hence simple wire connections will do nicely.

Pin 16: This DBC (data bus controller) line has two different functions:

(i) A 50 millisecond pulse is used initially to alert any radio equipment connected to the bus to the fact that the controller (in our case the BBC micro) wishes to communicate—rather like your telephone bell. But then, given several receivers on the bus, how do you avoid them all answering your call? The answer is, as in the case of the telephone network, each subscriber has a different and unique number—though in our case this is called an “address”—which is present on ACC pins 21–24. You can thus think of all equipment on the data bus being initially “asleep”: all are woken up on receipt of a 50ms pulse on the DBC. Each unit then examines the contents of its data pins 21–24. If their contents are not its own “address” the unit goes back to sleep: otherwise it remains alert for further signals

(ii) After the initial alert, an ON condition on the DBC tells the receiver to expect four new bits of data on pins 21–24.


Pin 18: This is the Remote Control pin input to the R70 receiver. When set ON (i.e. 5 volts) the receiver will accept signals from the ACC control pins: otherwise they will be ignored. When pin 18 is set ON it is important **not** to fiddle with the receiver's tuning controls, since this is liable to utterly confuse the tiny microprocessor and result in the equivalent of a “crash”. Normality can then be restored only by deadstarting the radio—i.e. switching it completely off for 2 seconds.

Pin 19: This is the Data Valid pin \overline{DV} , and is output from the radio when it has received a valid pattern of bits on pins 21–24. Note the overline on \overline{DV} . This is equivalent to a logic NOT: so that the voltage on the pin is LOW, or OFF when valid data has been accepted, and HIGH or ON at all other times. When sending a stream of data to the bus, it is most important to ensure that \overline{DV} has dropped to the LOW level after sending each 4-bit byte, and before sending anything else down the bus.

Pin 20: The Remote Trigger is set ON by the controller to indicate that a new byte of data is now present on pins 21–24. It is also used to indicate to the radio that the controller is ready to receive a new byte of data—however, as discussed earlier, this need not concern us here.

Pins 21–24: Unlike the BBC-B micro (but similarly to many handheld computers) the R70's internal microprocessor is a 4-bit machine, hence the earlier reference (not intended to be derogatory) to the radio's “tiny microprocessor”. However, *multum in parvo*, this micro admirably, if somewhat leisurely, does all that is asked of it. Icom labels the 4 bits by the corresponding power of 2 that they represent—whereas it is more usual to label data bits from low to high 0, 1, 2, ... Thus to represent the number 15 (or hexadecimal &E), logic levels of pins DB1, DB2, DB4 and DB8 should be 0, 1, 1, 1 respectively.

This example was not selected at random: for &E happens to be the address to which the R70 uniquely responds—its own personal “telephone number”.



This photograph shows the rear panel of the Icom R70 receiver. Note the ACC socket is situated in the bottom right-hand corner of the panel

OUR COVER PICTURE

The display on the monitor screen was produced by a program written by Norman Dille G8YBT to control the Yaesu FRG-8800

ACC Pin	BBC-B Pin	Notes
1	AP 15	Squelch scaled down to 1.8V to ANALOGUE PORT pin 15—channel 0
4	AP 5 AP 12	Detector stage, full wave rectified, smoothed and scaled to 1.8V to ANALOGUE PORT pins 5 & 12:
8	AP 8 UP 5	ground & channel 2 Ground to ANALOGUE and USER PORT grounds
16	UP 8	DBC line to bit PB1
18	UP 1	RC tied to 5V for remote control
19	UP 10	DV to bit PB2
20	UP 12	RT to bit PB3
21	UP 14	ACC 4-bit data line mapped onto the upper 4 bits (i.e. the top “nibble”) of the BBC User Port byte
22	UP 16	
23	UP 18	
24	UP 20	

Table 1.2: The suggested pin interconnection enabling the BBC-B micro to be connected to the IC-R70 receiver. Note all BASIC procedures that will be given in Part 2 will assume this configuration

Connecting the Receiver and the Computer

From the preceding section we see that we have to deal with:

- (i) The Ground line (pin 8)
- (ii) Two non-t.t.l. outputs from the receiver (pins 1 & 4)
- (iii) One remote control pin to the receiver fixed at 5 volts (pin 18)
- (iv) Seven t.t.l. control and data pins (16, 19–24)

Of the many different possible interconnection schemes, that illustrated in Table 1.2 has been selected as being fairly simple. All BASIC procedures in the following parts assume a Table 1.2 configuration. Referring then to Table 1.2—

Pins 1 & 4: Initially these need not be connected at all: you will still be able to scan frequencies, change receiving modes etc., without any reference to the resulting reception. However when these pins are interfaced to the ANALOGUE IN port far more sophisticated computer-receiver interaction is possible. As neither pin is precisely compatible with ANALOGUE IN port input, some simple interfacing is required, as is suggested in Fig. 1.2.

Pin 18: This pin tells the receiver that it is to be remotely controlled: a convenient 5 volt potential is available from pin 1 of the USER PORT.

Pins 16 and 19–24: These 7 t.t.l. compatible lines can be mapped onto any 7 of the 8 USER PORT data bits—with one to spare. The suggested scheme leaves USER PORT pin P80 spare, and maps the 4 ACC data lines to the upper 4 bits of the USER PORT. Deciding which USER PORT pin is to be left spare is something of a problem. For instance if you wish simultaneously to control the receiver and receive and decode RTTY signals one USER PORT pin must be reserved for RTTY input: but which one? It depends on your RTTY software and is not necessarily P80, nor can it always easily be changed to P80 (the guts of RTTY programs being usually in assembly language). In such circumstances the scheme of Table 2 must be interpreted with some flexibility.

Interconnection hardware consists of:

- (i) The special ACC plug, with leads soldered to the required ACC
- (ii) USER PORT IDC plug and ribbon cable
- (iii) ANALOGUE IN Port plug
- (iv) I recommend a standard 12-way terminal block plug and socket between the BBC-B micro's plugs and the ACC plug. This allows you to disconnect the receiver and use the BBC-B ports for other purposes without fiddling around blindly under the micro and probably disturbing other cables.

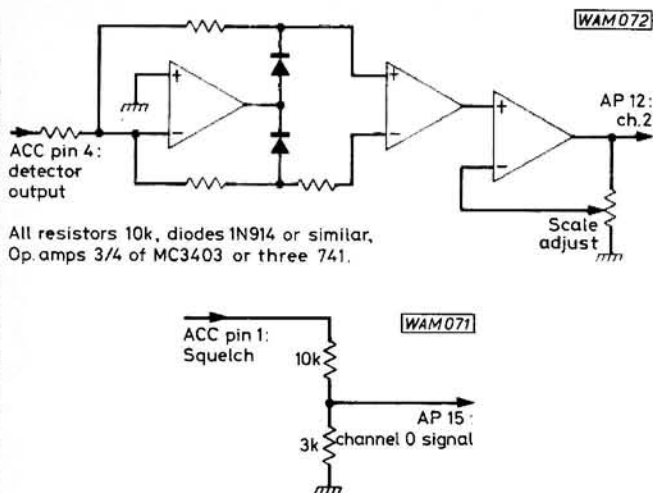


Fig. 1.2: The suggested analogue interfaces for Pin 1 (top) and Pin 4 (above) making them compatible with ANALOGUE IN on the BBC-B

Sending Data to the Receiver

First, we must answer two questions: **what** instructions may we send to the receiver, and **how** should these be sent?

What? The R70 is programmed to accept only four types of instruction; Address, Mode, VFO and Frequency.

We have already mentioned the **Address** instruction. In the case of the R70 this must be "&E" (i.e. 15) and all other addresses are ignored. Any packet of instructions must start with this correct Address.

The receiver is capable of operating in 5 or 6 different **Modes**: together with their instruction codes these are:

AM	Amplitude Modulation : code 8
USB	Upper Sideband : code 0
LSB	Lower Sideband : code &B (i.e. 11)
CW	Continuous Wave (i.e. Morse signals) : code 6
RTTY	Radio Teletype, frequency shift modulated: code &C (i.e. 12)
FM	Frequency Modulation: the latter seems to have been an afterthought, since it is available only as an optional extra, and appears to have no specific instruction code.

The receiver contains two independent VFO (variable frequency oscillators) known as VFO A and VFO B. This terminology is most confusing. So VFO A and VFO B may best be thought of as two independent internal memories within the R70, each containing a single frequency to which the receiver may be tuned. However under computer control the effective number of frequencies which could be remembered is several thousands! Nevertheless since protocol demands that one of the two v.f.o.s be activated in remote control, we shall henceforth assume that we are always using VFO A. The instruction code for VFO A is (wait for it!) &A.

The final type of instruction tells the R70 what **Frequency** it is to tune to. Frequencies are expressed in MHz in the range 0-30. Six digits must always be transmitted in the frequency instruction, even when there are leading or trailing zeros. Thus the frequency 2.77MHz is transmitted to the R70 as 0, 2, 7, 7, 0, 0.

A valid instruction packet to the R70 must always contain exactly 9 items:

Address	(i.e. &E).
Mode	(i.e. 0, 6, 8, &B, or &C)
VFO	(which we shall always transmit as &A)
F1-F6	(the 6 required frequency digits, each being a digit 0-9)

The R70's front panel includes a digital display of Mode, VFO and Frequency, which always reflects the most recent valid instruction packet received from external control (i.e. in our case from our BBC micro).

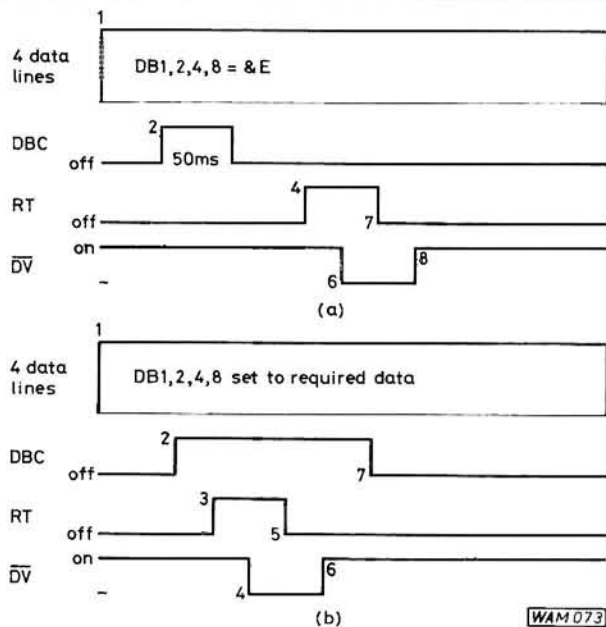


Fig. 1.3: (a) Sending the address and (b) sending the data

How? It's no good passing data to the R70 any-old-how: each transfer takes place under strict rules of protocol designed to ensure that both units understand exactly what is going on. That's why, over and above the 4 data lines, 3 additional lines (DBC, RT and \overline{DV}) are provided to control data transfers: technically the conversation which takes place over these control lines is called "handshaking".

There are two slightly different protocols, one for sending the initial address (&E) to the R70, the other for sending each of the 8 following data items.

The initial status of the control lines should be:

DBC is set OFF by the controller

RT is set OFF by the controller

\overline{DV} is set ON by the R70—indicating no data present

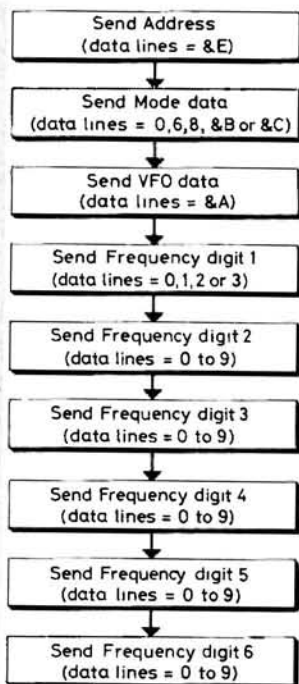
(i) Sending the address Referring to Fig. 1.3(a) the rules for sending the initial address are

1. Set pins DB1,2,4,8 to &E
2. Turn the DBC line ON for 50 milliseconds, then off again: this 50ms pulse alerts any receiver on the bus that an initial address is coming
3. Wait 10ms for this signal to be digested
4. Set RT ON
5. The receiver will now examine the contents of DB1-DB8, and if they are valid (i.e. =&E) will acknowledge by setting the \overline{DV} line OFF: so
6. Wait until \overline{DV} line is OFF (if it is not OFF in a few milliseconds the address has been rejected as invalid)
7. Acknowledge that you have noted the \overline{DV} is OFF, by turning RT OFF
8. The receiver will then acknowledge this confirmation by resetting \overline{DV} ON again—ready for further data transfer.

This is a somewhat simplified version of what actually takes place. We have omitted to mention the fact that the receiver resets the data lines to zero and then to its own address again between steps 3 and 5. But since we are here contemplating only one receiver on the bus, this is irrelevant.

(ii) Sending data items Now referring to Fig. 1.3(b), the rules for data are

1. Set pins DB1,2,4,8 to the required value 0-15
2. Turn the DBC line ON
3. Turn the RT line ON
4. Wait until the \overline{DV} line turns to OFF, indicating that the data on pins DB1-8 has been accepted as valid
5. Turn the RT line OFF
6. The receiver replies by turning the \overline{DV} line ON again ready for any further data item
7. Turn the DBC line OFF again, restoring the initial status.



WAM 074

◀ Fig. 1.4: Sending a complete package of information of the IC-R70 review



The front panel of the Icom R70 receiver

(iii) **Sending a complete package** A complete package of Address, Mode, VFO, and Frequency information being sent to the R70 is shown in Fig. 1.4. There is one complication: if the frequency is to be changed by more than 1MHz the entire identical package has to be sent **twice**, with at least a 1.5 second interval in between. This is because "band" changes (i.e. changing from say 15MHz to 16MHz) require complex alteration of the input filters, each of which has a 1MHz acceptance bandwidth—which takes time.

Part 2 will deal with the BASIC procedures for sending instructions to the IC-R70 receiver

"Now why didn't I think of that?"



Wherever you are, a postal subscription could solve your problem of ensuring regular delivery of PRACTICAL WIRELESS. Complete the order form below and post to PRACTICAL WIRELESS, Subscription Dept., Oakfield House, 35 Perrymount Road, Haywards Heath, West Sussex RH16 3DH.

Annual subscription rates:
UK £13 Overseas £15

PRACTICAL WIRELESS SUBSCRIPTION ORDER FORM

Annual subscription rates:
UK £13 Overseas £15

To Practical Wireless, Subscription Dept. Oakfield House,
35 Perrymount Road Haywards Heath, West Sussex RH16 3DH

Name

Address

☐ I enclose payment of £ (cheque/PO payable to Practical Wireless)

☐ Charge my credit card account the amount of £

Card no

Name of card valid from to


Signature

Satellite TV Equipment

With the recent liberalisation of low-powered satellite TV reception announced by the UK government, together with the rapid increases in satellite based TV transmissions, the demand for suitable receiving equipment is now becoming apparent.

Satellite Technology Systems Ltd of Bristol have introduced a wide range of reception equipment designed for both the commercial and domestic satellite TV installation. The accompanying photographs show three of these items. Fig. 1 shows the STS 18000 which includes the 1.8m aluminium petal dish, complete with steel polar mount. This device, in conjunction with the recommended scalar ring type feedhorn, will provide a typical gain of 45-4dB at 11.45GHz. The F/d ratio is 0.44 and the quoted figure of merit is 20.91. All-up weight of antenna, feed support and mount is 67kg and the current price is £699 inclusive of carriage (plus VAT).

For use in conjunction with the appropriate feed-mounted low noise amplifier the STS R11-500 is a fully tuneable i.f. receiver covering the range 430-930MHz (shown in Fig. 2). Signal strength and tuning meters are incorporated together with adjustable audio offset (6-7.8MHz).




Outputs are provided for basic audio/video or remodulated up to u.h.f. Channel 36 for use with an existing TV. Additional internal facilities allow bandwidth adjustment to suit the current multi-standards, output for driving an external stereo sound processor and feed polarity changing (where applicable). The STS R11-500 is available at £399 inclusive of carriage (plus VAT).

For further details of the numerous products now available, contact: *Satellite Technology Systems Ltd., 3 Thicket Road, Staple Hill, Bristol BS16 4LW. Tel: (0272) 573878.*

◀ Fig. 1

Fig. 2 ▼



Versatile Printer for PCs


A new professional standard, competitively priced series dot matrix printer is now available from STC Electronics Services, suitable for the home computer enthusiast.

Entitled the Centronics GLP (Great Little Printer), it is completely portable weighing 3kg and measuring 333 x 191 x 70mm.

Principal features include a print speed of 50c.p.s. (draft printing; near letter quality printing at 12c.p.s.; character pitch of 5, 8.5, 10 and 17c.p.i.; high resolution pin-addressable and IBM PC block graphics; and an operating noise level of less than 60dBA.

Other variations offer a choice of enlarged, emphasised and double strike print modes, as well as subscript and underlining capabilities. In addition, two copies besides the original may be obtained.

The printer can be interfaced with a wide range of commonly used PCs, requiring only a connecting cable to a Centronics parallel interface or a single unit incorporating the parallel interface plus the RS232.



The Centronics GLP which costs £221 plus VAT and £3.00 p&p, is available from: *STC Electronics Services, Edinburgh Way, Harlow, Essex CM20 2DE. Tel: (0279) 26811.*

complete with a metal tilt stand, rubber feet and blank aluminium front and back panels.

With its attractive modern styling strength and versatility, the Eclipse bench case is ideally suited as an enclosure for instrumentation, telecommunication peripherals and for a wide variety of electronic projects.

Owners of instruments from the "Meteor" range from Black Star Ltd. will recognise this design and may be particularly interested in housing their own projects in the same suite of cases.

Priced at £19.55, which includes VAT and carriage, the Eclipse Bench Case is available from: *Eclipse Technology Ltd., 4 Stephenson Road, St. Ives, Huntingdon, Cambs. PE17 4WJ. Tel: (0480) 62440.*

Instrument Case

A new injection-moulded instrument case is now available from Eclipse Technology Ltd. This light-weight, sturdy ABS unit measures 215mm wide x 229mm deep, and is adjustable to heights of 51 or 76mm.

Designed to accept a combination of vertical and horizontal p.c.b.s, it is



Practical Wireless, August 1985

Products


Versatile Mobile Antenna

R. Withers Communications inform me that following many months of development work by Antenna Research Manufacture, based in Devon, they are now marketing a new versatile antenna called the ARM Multi-P6+.

Basically, the Multi-P6+ is a free space antenna designed to operate without a ground plane/radial system. Principally intended for 144MHz v.h.f. band mobile operation, it may be readily adapted to cover 430MHz and above by reducing the length of radiating elements.

Matching to 50Ω unbalanced systems with a variety of radiating element formats is achieved around a fully adjustable $\lambda/4$ stub section. The basic kit allows five different antenna structure formats to be realised, starting with the stub section which will radiate as a $\lambda/4$ vertical, adding one element converts it to a $\lambda/2$ vertical, then with the added element turned down through 90° produces a directional $\lambda/2$ horizontal format—that's three.

Returning to the stub section and fitting the loop element vertically, provides a directional loop antenna, and



with the loop in the horizontal plane produces omni-directional characteristics similar to the familiar "halo" type antenna—that's the five.

By adding a further optional element and coupler to the $\lambda/2$ format, a directional $2 \times \lambda/2$ centre-fed horizontal colinear can be formed.

All conductive elements of the Multi-P6+ are made from high-grade stainless steel and the various formats are easily assembled using the Allen key supplied. To mount the antenna, a single 10mm stud is fitted under the base unit, suitable for bolting to gutter mount brackets. The use of mobile mag mounts is not recommended.

The basic Multi-P6+ costs £34.50 plus £2.50 p&p, with the optional colinear element and coupler costing a further £4.75. It is planned to send further details of operating notes, ideas and extras for the system, as soon as they become available.

R. Withers Communications, 584 Hagley Road West, Oldbury, Warley B68 0BS. Tel: 021-421 8201/2/3.

If you please

Please mention this column when applying to manufacturers or suppliers featured on this page.

Please Note!

A number of our advertisers have asked us to advise readers that the prices of imported products are likely to change from month to month.

The reason behind these changes is fluctuating international exchange rates. So, readers are therefore advised that they would do well to check prices with suppliers prior to sending off orders.

SSTV Converters

Robot (U.K.) Ltd., specialists in SSTV, phone line TV and image processing systems, has recently introduced two new single frame SSTV converters, entitled the 450C and 1200C. The 1200C has been selected for use in an amateur radio experiment from space, on board the Space Shuttle Flight 51-F, scheduled for launch in July 1985 (providing the flight programme permits).

The new colour converters provide single frame transmission of colour images that are black and white compatible and offer sharp, clear, colour picture quality.

Both models permit either transmit or receive operation, in any of the 8 black and white or colour formats, plus multiple pictures may be stored in

the memory.

Interfaced to a home computer, most kinds of image transformation, storage and recall, processing or graphics are permissible. Alternatively, images may be permanently hard copied via a printer.

Additional features include: automatic fine tuning; six selectable 6-bit memories (three 4-bit memories on 450C); 256 pixel \times 240 line display (1200C); 128 pixel \times 120 line display, 240 line compatible (450C); 262 144 colour combinations (4096 with 450C); full screen display (4 \times 3 aspect ratio); 8-bit parallel computer interface; accepts colour or black and white composite video; and RGB composite or r.f. modulated video output.

Both of these fully expanded and innovative units represent probably the most comprehensive SSTV converters available to the radio amateur, are priced inclusively at £845 (450C) and £1,395 (1200C), and are available ex-stock from: Robot (U.K.) Ltd., Building 33, East Midlands Airport, Castle Donington, Derby DE7 2SA.



multiple choice... multiple choice... ANSWERS multiple choice... multiple choice...

Are you cheating? If you are reading this page before page 23 then you are. Please turn to page 23 for the questions.

Question 6-1. Answer-c.

To find the effective resistance of two resistors in series like this we add their values. We must take care with the units for these two:

k stands for kilo, which means thousand
 $1k\Omega + 4.7k\Omega = 5.7k\Omega$

Question 6-2. Answer-c.

Clause 10 of the Licence:

"The Station, this licence and the Log shall be available for inspection at all reasonable times by a person acting under the authority of the Secretary of State."

Question 6-3. Answer-a.

Non-Interference is dealt with in Clause 4 (1) of the Amateur Licence:

"The apparatus comprised in the Station shall be so designed, constructed, and maintained and used that the use of the Station does not cause any undue interference with any wireless telegraphy."

Question 6-4. Answer-b.

The Amateur Licence states that the station may be operated

"at any premises (hereinafter called 'the temporary premises') or any location (hereinafter called 'the temporary location') for separate periods none of which shall exceed four consecutive weeks." (Clause 1 (1) (iii)).

"When the station is used at the temporary premises the suffix 'A' shall be added to the callsign." (Clause 9 (1) (b)).

Kindly Note

PW Triambic Keyer—February 1985

The p.c.b. track pattern for this very popular project WAD 280* contained an error which, whilst not appearing to effect operation of the majority of units (including our own prototype!), should be corrected if you have not been able to get your version going. The simple cure is to add a jumper wire between the track from IC1 pin 4 to IC4 pin 5. Stockists of PW p.c.b.s now issue the correct p.c.b. which is coded WAD280** and shown in its corrected form in the PW publication *Introducing Morse*.

Swap Spot

Have two channel chart recorder with ten rolls of paper. Would exchange for two sets of Pye Pocketfones (type PF1) or 12V TV camera. Tel: 0634 35179 (Medway) X317

Have Pye model MM 3-valve mains wireless, early 30's. Would exchange for Leak TL12 plus amplifier (wanted for spares) late model grey chassis. Lee. Neuaddlwyd Isaf, Lampeter, Dyfed SA48 7RE. X313

Have high quality racing bike with accessories, 531 frame etc. Worth over £400. Would exchange for general coverage receiver, v.h.f. scanner, BBC micro, 144MHz transceiver or even hi-fi unit. Ricky. Tel: Dartford 92833. X314

Have some old valves, electronic tubes and other equipment. Would exchange for w.h.y. 30 Southlake Crescent, Woodley, Reading. Tel: 691220. X324

Have Trio TS130S, 5-band mobile G-whip, s.w.r./power meter and mic. Would exchange for 144MHz portable/handheld (multi-mode if possible) with cash adjustment. Martin G4RDU. Tel: 0942 729516 (Leigh). X328

Have a Realistic DX100L, 5-band general coverage receiver, 150kHz-30MHz. Would exchange for Trio 9R59DS receiver, or similar, or 144MHz receiver. Tel: Coventry 502700 after 6pm. X331

Have Video tape cassette model Sanyo VTC5150 Beta. Would exchange for any decent h.f. TX/RX. Video bought Dec 1984 and hardly used, in excellent condition. J. Cavanagh, 190 Liverpool Road, Huyton, Liverpool, Merseyside L36 1RJ. X349

Have RTTY equipment: Teleprinter, tape reader, tape puncher all in one unit under silent cover Creed 444. Working with ST5 terminal unit (solid state) transmit and receive on v.h.f. and h.f. bands 45 and 50 bauds. Also have a pair of walkie talkies for 28MHz 4 watts with charger and NiCads. Would exchange for engineering tools, welder (oil cooled transformer), power saw, 4 jaw chuck up to 7in diameter, small fly press, face plates, etc. N. Fagg. 113 Bute Road, Wallington, Surrey SM6 8AE. Tel: 01-669 1480. X378

Have Heathkit SB1 02 RX/TX 180W p.e.p., in perfect condition, including power supply and mic. AR88 l.f. in good working order, values £200 and £55 respectively. Would exchange for Belcom LS102L, Racal frequency counter to match RA17L, Tono 550 RTTY-c.w. reader. Tel: 0908 314095 (Milton Keynes). X350

Have Kodak M60 silent 8mm projector, screen and films, Textet portable photocopier, Waltham music centre (tape needs attention). Would exchange for 430MHz transceiver or 144MHz beam and rotator, w.h.y. G1MQW. Tel: Nottingham 580996. X401

Have Pye Cambridge converted to 144MHz, fitted with R0 (TX and RX) crystals. Would exchange for 144MHz r.f. switched pre-amp or h.f. signal generator or l.w. rotator with cash adjustment. Paul McGowan. 11 Ore Bank Road, Cardenden, Fife, Scotland KY5 0JF. Tel: 0592 720306 (after 4.30pm). X417

Have Codar PR30 preselector, as new. Would exchange for 144MHz a.t.u. LAR or similar. Also have Ferguson Colorstar 26in all transistor TV, sliding door, legs, v.g.w.o. Would exchange for a communications receiver in g.w.o. w.h.y. Aldridge. Tel: 01-200 3825. X496

Have Heathkit oscilloscope in good condition and perfect working order. Would exchange for a handheld or portable scanner/monitor covering air band and/or 144MHz amateur band. Will accept faulty equipment needing slight attention but no junk. Andrew. Tel: 0484 711619 (Brighouse). X529

Have Trio 9000 144MHz multimode. B09, SP-120, PS-20 base colinear, rotator, beam, mobile mount, 7/8 whip and gutterclip. Would exchange the lot for FT-77, TenTec Argosy II or similar. Sue GOAMF. Tel: 0323 898515 (Seaford, Sussex). X532

WEATHER SATELLITES

We are able to supply the complete weather satellite reception package. Everything you need has been designed around the superb new ROM from Peter Clappison and Mathew Atkinson. We have commissioned Jaybeam to make a special aerial for us that doesn't need to be moved or turned when it is used with our pre-amp and receiver, it gives good predictable pictures. Our receiver will give 12dB SINAD with only 0.15µV which is considerably better than any of our competitors. The interface unit has several switchable op-amp filters giving enhanced pictures from weak signals and also allows low frequency FAX data to be demodulated. The BBC EPROM has been designed to be used with our interface and will also decode the HF and VLF data from our interface.

Aerial	£34.50	Interface	Kit £39.50 Built £58.00 Boxed £88.50
Pre-amp	Kit £4.95 Built £10.95		
Receiver	Kit £37.50 Built £48.50 Boxed £79.95	Software	Eprom £37.50 Full data £0.50

UoSAT systems send SAE



Mail order only. Allow up to 28 days for delivery

TIMESTEP ELECTRONICS LTD

Wickhambrook, Newmarket, Suffolk CB8 8QA

Tel: 0440 820040

Telex: 817015 TIMEST-G

RADIO SHACK

TRIO TS-940S



The latest and most desirable transceiver, with features that must be seen and used to be really appreciated. Come along and try it.


DRAKE R-7A



The last of the legendary Receivers, performance par excellence, see the smile on the face of someone who owns one, then ponder on what you're missing. Come along and see us!

Just five items out of what we have available, call us for immediate shipment, just quote Access, American Express or Visa. Delivery and Warranty pick ups by Securicor in UK.

FOR EVERYTHING IN



PRO-30 SCANNER

The great little performer, always seems to be in short supply, so much performance in a pocket.

AMATEUR RADIO

YAESU FRG-9600



Yaesu's got a scanner, 60 to 905 MHz, My God, what next, a frequency range of DC to Light, well not yet, but think about the FRG-9600 and come and try it.

COLLINS KWM380



Probably your last chance ever to buy a new Collins HF transceiver, if you already have one, keep it forever. Talk to us.



RADIO SHACK LTD

(Just around the corner from West Hampstead Station on the Jubilee Line)

Giro Account No. 588 7151 Telephone 01-624 7174 Telex: 23718

188 BROADHURST GARDENS,
LONDON NW6 3AY



B.N.O.S.**ELECTRONICS**

'REFRESHES THE RIGS OTHER LINEARS CANNOT REACH'

B.N.O.S. LINEARS

Linear All Mode Operation
Continuously Rated
RF or Hard Switched
Low Drive Capability
Unique Overdrive Protection
Mobile Mount (100 Watt models)

B.N.O.S. POWER SUPPLIES

13.8 Volt Output
Continuously Rated
Overvoltage Protection
Overcurrent Trip
Metered Outputs
Up to 40 Amp Continuous

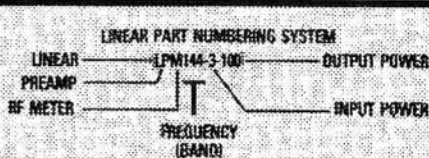

B. N. O. S.
ELECTRONICS
LIMITED

B.N.O.S. ELECTRONICS LTD, DEPT PW
BIGGDS HALL, GREAT DUNMOW,
ESSEX CM6 3BE. TEL (0371) 4677

★ POSTAGE FREE ON ORDERS OVER £10
★ SECURICOR DELIVERY AVAILABLE AT £4 PER ORDER

LINEARS

LPM144-1-100	£181.00	L144-1-100	£156.00
LPM144-3-100	£181.00	L144-3-100	£156.00
LPM144-10-100	£157.00	L144-10-100	£132.00
LPM144-25-160	£217.00	L144-25-160	£192.00
LPM144-3-180	£247.00	L144-3-180	£222.00
LPM144-10-180	£247.00	L144-10-180	£222.00
LPM432-1-50	£197.00	L432-1-50	£167.00
LPM432-3-50	£197.00	L432-3-50	£167.00
LPM432-10-50	£167.00	L432-10-50	£137.00

**POWER SUPPLIES**

12/6A	£58.00
12/12A	£99.00
12/25A	£148.00
12/40A	£296.00

NEW 'LP' SERIES

● LP144-3-50	£108
● LP144-10-50	£108

'PROBABLY THE BEST LINEAR IN THE WORLD'



CHOICE OF PROFESSIONALS COMPACT LATTICE TOWERS and SLIMLINE TUBULAR MASTS

TELESCOPIC—TILT/ROT, FIXED—MOBILE FROM 8m UP TO 36m

Suitable for a wide range of civil and military applications such as:

RADIO COMMUNICATION
SURVEILLANCE & CCTV
METEOROLOGICAL MONITORING
AMATEUR RADIO
AERO & MARINE NAV AIDS
FLOODLIGHTING, ETC.

Purpose designed using 4.5m and 3m section modules for low retracted heights and cost effective shipment. Engineered to B.S.I. Standards and hot dip galvanized to BS729 for protection. Wind loads are based on B.S.C.P.3, Chap V, PT.2, 1972 for wind speeds up to 100 mph/160 kph.

RELIABILITY QUALITY KNOW HOW

WE DESIGN, WE MAKE,
WE SELL DIRECT

PRICES RANGE
FROM £253.00 incl.
VAT. & UK
DELIVERY
SAE FOR MORE
DETAILS, PLEASE

Allweld Engineering

Factory 6, 232 Selsdon Road,
South Croydon, Surrey, CR2 6PL, G.B.
Tel: 01-680 2995 (24 hr) 01-681 6734.

Normally
despatched
within
7 days

COMMUNICATION CENTRE OF THE NORTH

The largest range of communications equipment available in the North. Full range of receivers, transceivers, antennas, power supplies, meters. Ali tubing - wall brackets - rotators - insulators.

We are the original amateur radio suppliers in the North West with 20 years experience in all types of equipment.

We are the only official TRIO stockists in the North West. Full range of equipment on display. Guaranteed after sales service.

RECEIVERS

TRIO R600 Solid State Receiver	£299.00
TRIO R2000 Solid State Receiver	£479.00
JRC NRD515 Receiver	£965.00
Wide Band Scanning Receiver AR2001, 25-550 MHz AM-FM	£378.00
R532 Airband Receiver	£189.00
Yaesu FRG8800 Receiver	£525.00
AT1000 SWL Antenna Tuning Unit	£53.00
YAESU FRG9600 Scanning Receiver	£475.00

Please send SAE for full information and up-to-date prices as these fluctuate to change in sterling rates. For the caller a wide range of Aluminium Tubing, Clamps, etc. at competitive prices, i.e. 12" x 2" Ali Tubing £9.00.

Full range of RSGB and ARRL publications in stock.

Part Exchanges welcome. Second hand lists daily.

Send S.A.E. for details of any equipment.

HP terms. Access/Barclaycard facilities.

Open 6 days a week. 24 Hour Mail Order Service.

Phone 0942-676790.

STEPHENS JAMES LTD.

47 WARRINGTON ROAD,
LEIGH, LANCs. WN7 3EA.



CTX80/CVF80 3.5MHz band low power transmitter & v.f.o. kit

The QRP amateur radio scene world-wide seems to mean many things to many people. It can be the thrill of making successful contacts with a couple of watts of r.f., it can be the fun of making simple transmitters and receivers, it can be the joy of getting on the air without TVI rearing its ugly head. Whatever the fascination, to me the thrill is that of operating homemade equipment.

C.M. Howes Communications of Vigo near Meopham in Kent have offered the home construction enthusiast an ever increasing range of kits for a variety of purposes. Receivers for the 1.8, 3.5, 7, 10 and 14MHz bands are well catered for and it was only a matter of time before a simple crystal controlled QRP transmitter kit was produced. This kit, the CTX80 for the 3.5MHz band, is the first of three types which will be produced for the most popular bands.

A further addition to the range is the CVF80 v.f.o. kit which has been designed to allow full v.f.o. operation of the CTX80 and to allow the same v.f.o. to drive a companion direct conversion receiver such as the Howes DcRx range.

Although QRP transmitter or transceiver construction has been offered in kit form by larger manufacturers before it has been expensive and in some cases complex in construction.

Howes offer a simple transmitter and v.f.o. in the CTX80 and CVF80 kits which are very attractively priced at £12.95 for the CTX80 and £9.30 for the CVF80. Both kits can be purchased made up at a slightly higher price but to me this spoils the obvious fun of home construction. Incidentally £0.60 should be added to those prices for post and packing costs.

One particularly nice thought with the CTX80 kit is the inclusion of a crystal in the 3.5MHz band which allows the keener types to build the kit and get it on the air in about three hours straight from the box. The frequency chosen is 3.579MHz which

ardent QRPers will recognise as the American Colour TV subcarrier crystal and as a busy frequency under daylight conditions but noisy at night. This is no great problem as the kit allows for up to three HC18U crystals to be fitted onto the printed circuit board.

Specifications

The CTX80 can deliver up to 5 watts of r.f. power to the antenna of which the worst case harmonic, the second, is some 40dB down on the main carrier. This r.f. output power is adjustable down to zero output which is a useful feature bearing in mind that most QRP awards allow only a maximum of 2 watts r.f. output. The nominal supply rail required is 13.5 volts with the key down current consumption being in the region of 500mA.

A sensible feature is the use of a BD135 as the power amplifier output device which is a fairly tough output transistor hence the Howes statement that the p.a. stage will survive a bad match. Although a v.s.w.r. of 2:1 is recommended the kit has been tested with both open circuit and short circuit load conditions and the p.a. has been found to survive. Needless to say some of my own efforts to produce power amplifiers in this class have not been so successful.

A simple resistor and capacitor key click filter has been provided which is effective although the keying is maybe a little too soft. This however is only a personal point of view, preferring hard keying myself to get through band noise and general QRM.

The CVF80 is a v.f.o. module which tunes the range of 3MHz to 4.5MHz, with a tuning capacitor of 50pF, in 300kHz segments. Provision is made for independent receiver tuning, i.r.t., which allows the v.f.o. to be moved off the transmitted frequency whilst receiving. This is to prevent the v.f.o. from being heard on the station receiver

during receiving periods which would obviously prevent incoming signals from being heard, bearing in mind the v.f.o. runs continuously. The same i.r.t. system can be used as i.r.t. in the normal way if the CVF80 is used as part of a 3.5MHz band direct conversion receiver along with the CTX80 kit and the DcRx kit. Full instructions are given on utilising these modules.

The i.r.t. allows a swing of 4kHz total variation, a typical figure was found to be plus or minus 1.5kHz. Two outputs are provided, each independently buffered, giving around 3 volts peak-to-peak across a load impedance greater than 1kΩ. This feature provides output to either the transmitter and direct conversion receiver module or to the transmitter and a frequency counter in a v.f.o. and transmitter set up.

An unusual feature is the f.m. facility which allows for the v.f.o. to be used in another application such as the drive v.f.o. for a v.h.f./f.m. transmitter or maybe an RTTY application. Frequency shift keying, f.s.k., is obtained by keying the i.r.t. switching circuit.

With f.m. use up to 8 volts peak-to-peak audio can be fed into the v.f.o., however this has not been tried by the author as he has no intention of using f.m. on the 3.5MHz band!

The supply rail can be anything from 10 volts to 15 volts although this will cause a frequency variation of some 100Hz or so over this range. To prevent supply rail voltage variations from changing the operating frequency Howes have included a simple series regulator transistor in the supply rail. This is a further nice thought, experience shows that when a transmitter and its v.f.o. share the same supply rail there is always a tendency for the signal to chirp or change frequency as the maximum current is drawn by the power amplifier from the power supply.

Circuitry

Whilst the CTX80 transmitter is entirely conventional in its circuitry the CVF80 has one or two unusual features. Let us look first at the CTX80.

Transistor Tr1 is a crystal oscillator with the crystal connected between Tr1 base and earth, output from a coil in its collector circuit being fed to the next stage. Transistor Tr2 is an emitter follower which offers a low impedance feed into the base of the driver transistor Tr3 via a power control potentiometer VR1. The collector circuit of Tr3 has a wideband transformer coupling energy into the power amplifier stage Tr4. Keying is carried out in the emitter circuit of Tr3 and a small key click filter is made up of a series resistor and capacitor combination.

Transistor Tr4 collector circuit consists of a dual π network giving both impedance matching and harmonic attenuation to the signal before it is passed to the antenna circuit.

The CVF80 v.f.o. unit consists of a Hartley oscillator using a tapped inductor in the gate of Tr3 with its output feeding Tr4 which is a source follower. Output from the

source follower is fed to Tr7 and Tr8, which are two buffers, and provide isolation for the signal being fed to the CTX80 and either the DcRx receiver or a frequency counter. Transistor Tr9 provides a simple regulator circuit supplying 8 volts or so to the v.f.o. This will prevent changes of frequency due to variations in the supply rail to the v.f.o. The same regulator circuit feeds this stable supply to the i.r.t. circuit which is unusual.

The i.r.t. potentiometer is fed from the 8 volt stable source and the amount of i.r.t. is determined by the setting of the slider of this potentiometer. To give a "dead spot" around slider centre (i.e. a small range over which there is little or no change of i.r.t. frequency) two current source transistors are used, Tr1 and Tr2.

These two devices act rather like the "crossover distortion" biasing arrangements in an audio push-pull transistor amplifier. Simply, they allow for a less critical setting for zero offset when the i.r.t. potentiometer is at a central position.

Transistors Tr6 and Tr7 provide i.r.t. switching and if required frequency shift keying. By either earthing one connection or applying 12 volts to another connection the i.r.t. can be switched on or off.

Frequency modulation can be obtained by feeding audio into a varicap diode, actually it is a simple power diode, to deviate the carrier.

Howes have obviously spent a lot of time to put every feature into, what at first sight might seem like, a simple v.f.o. A lot can be done with it, v.f.o. operation, f.s.k., f.m. plus its use to feed a counter or direct conversion receiver mixer.

Components and Construction

In the various talks the author has given to Radio Clubs around the South East of the UK the most frequently heard comment when home construction is mentioned is "nothing I build ever works, I'm all thumbs

when it comes to soldering irons and screwdrivers". That in itself is a sad statement coming from radio enthusiasts and perhaps reflects our attitudes to amateur radio today.

With the Howes kits, certainly with the CTX80 and CVF80, there is every chance of success. Both kits use good quality printed circuit board, ready tinned, and the resistors and capacitors in the kit are of excellent quality. I found that only the most basic tools are needed for the kits, a soldering iron of about 30 watts with a fine tip, a small pair of side cutters, some long nose pliers, the odd screwdriver and a small trimming tool for either of the inductors.

There is a small slug tuned inductor in both the transmitter and the v.f.o. kit and a novel way of winding a slug tuned coil is shown in the instructions—if you want to find out what it is, buy the kit!

The instructions themselves are clear and concise but do not give step by step details for fitting each component, this causes no problem, the printed circuit boards have component detail, i.e. R1, R2, C1, C2 printed on them. You just fill the

holes up until you run out of components. Forget about the colour code, well don't forget really, even the colour banding of the individual resistors is given against the component fitting and check list. Howes really seem to have done everything to make construction an ease and a pleasure.


Results

Many reviewers end a review with a great long list of DX worked soon after the new rig was purchased or constructed. Tales of W7, W6, the odd JA all make good reading. With the CTX/CVF80 rare DX may be a little more difficult but at least you will be able to make your mark on the band. In two weeks I was able to work stations around Europe with ease under both daylight and night-time conditions. All you need to remember are the golden rules of QRP operation, listen first, check no big signal is lurking around the frequency you want (it's a big cold world, sometimes even the most ardent QRP operator can get stamped on by some high power station with cloth ears). Keep your calls short, if you must send CQ try and do so around the recognised QRP frequency of 3.560MHz, only use a three by three CQ/callsign combination. Remember long CQ calls are boring to someone waiting to answer you, if you keep your calls short and "snappy" you have a far better chance of ensnaring a station in your QRP "trap". It is usually far better if running low power to "tail-end" a QSO already in progress.




What is "tail ending"? This refers to the practice of hearing a QSO in progress and then calling either of the stations when they have finished transmitting. The signal SK being sent when both stations have ended their QSO.

So there you have a useful little QRP transmitter and v.f.o. combination, easy to construct and use, it can be fitted into a cabinet of your choice. The QRP gang look forward to working you on the 3.5MHz band.

Colin Turner G3VTT



-Benny-



PHOTO

ACOUSTICS LTD. TEL: 0908 610625

58 HIGH STREET, NEWPORT PAGNELL, BUCKS, MK16 8AQ



The TS-940S is a competition class HF transceiver having every conceivable feature, and is designed for SSB, CW, AM, FM and FSK modes of operation on all 160 through 10 meter Amateur bands, including the new WARC bands. It incorporates an outstanding 150 KHz to 30 MHz general coverage receiver having a superior dynamic range (102dB typical on 20 meters, 50 KHz spacing, 500 Hz CW bandwidth). The TS-940S features a wide range of innovative interference rejection circuits, including SSB IF slope tuning, CW VBT (Variable bandwidth tuning), IF notch filter, AF tune circuit, Narrow/Wide filter selection, CW variable pitch control, dual-mode

noise blanker, and RIT plus XIT. The use of a new microprocessor with advanced digital technology controlled operating features, plus two VFO's, 40 memory channels, programmable memory and band scans, a large fluorescent tube digital display with analogue-type sub-scale for frequency indication, and a new dot-matrix LCD sub-display for showing graphic characteristics and messages, all serve to provide maximum flexibility and ease of operation. In addition, a CW full break-in circuit, switchable to semi break-in, a built-in automatic antenna tuner, a solid-state final amplifier that is powered from a higher voltage source, a speech processor, all-mode squelch, and a host of other convenience features all add up to even greater versatility of use in fast-paced DX operations. The TS-940S is a complete, all-in-one type transceiver that brings tomorrow's sophistication to today's serious enthusiast.

£1695.00 inc VAT.

TR2600/TR3600

Sophisticated Simplicity



£275.00 £292.00

IC02E/IC04E

The Handy Handhelds



£269.00 £279.00

FT209R/FT709R

New from YAESU



£269.00 £289.00

TH21E/TH41E

Two Tiny Trio's



£170.00 £199.00

FRG 9600

The Incredible 60-905MHz Scanner



£475.00

AR 2001

25-550MHz (No Gaps!)




£378

Regency version now available,
25-550MHz Plus 800MHz-1.3GHz **£399**

SX 400N

The Professional Scanner



£598.00

WE ALSO STOCK

JAYBEAM ANTENNAS, TONNA ANTENNAS, HI-MOUND MORSE KEYS, ROTATORS, B.N.O.S. LINEARS & POWER SUPPLIES, MICROWAVE MODULES, DRAE POWER SUPPLIES & SSTV TRANSCEIVERS, DAIWA SWR/POWER METERS, WELZ SWR/POWER METERS AND WPO KITS. REMEMBER FOR ANYTHING YOU REQUIRE BE IT A TS940S OR A PL259, WE ARE ALWAYS HAPPY TO HELP. (Please Note: Trio TR9300 6m multimode now in stock).

SPEND UP TO £1,200 INSTANTLY WITH A PHOTO ACOUSTICS LTD. CREDIT CHARGE CARD - APPLY FOR DETAILS
PART EXCHANGE WELCOME, ASK FOR KERRY, ANDY OR ROY

Monday-Friday 9.30-5.30 - Saturday 9.30-4.30



Secretaries of newly-formed clubs are cordially invited to send in information on their clubs, including meeting days and time and venue. A calendar of forthcoming events would also be welcome, remembering that about six weeks' notice is required if an event is to appear in the appropriate issue of *PW*. A list of forthcoming deadlines appears at the end of this feature. All information should be sent to me **DIRECT** and not to *PW* at Poole.

Acton, Brentford & Chiswick ARC: G3IUU George Dyer G3GEH, 188 Gunnersbury Avenue, Acton, London W3. Antennas form the subject for discussion on Tuesday, July 16, at 7.30pm, the Chiswick Town Hall, High Road, Chiswick, London W4.

Alyn & Deeside ARS GW3TZR: G. C. Cook GW4RKX on (0244) 660066. A d.f. hunt is scheduled for July 8 and the summer recess is from July 28 to August 31. Club usually meets alternate Mondays at 8pm at the Shotton Social Club, Shotton Lane, Shotton, Deeside.

Antrim & District ARC G14SIW: Brian Sheepwash G14KIS, 204 Donore Crescent, Antrim, NI. This club meets at the Railway Bar, Antrim, and is desperately in need of new members. More from Brian.

Axe Vale ARC G8CA: Bob Newland G3VW on Lyme Regis 5282. Venue is the Cavalier, West Street, Axminster, at 7.30 on the first Friday of the month. There will be a family picnic in Charmouth Forest on July 5.

Borders ARS: Mrs S. P. Jones G1IUK on 0289 305465. First and third Fridays at the Tweed View Hotel, Berwick-on-Tweed, at 8pm.

Bridgend & District ARC: T. C. Morgan GW4SML, 4 Rhiw Tremmaen, Brackla, Bridgend, Mid-Glam. First and third Fridays at the YMCA, Bridgend, for a 7.30pm start.

Brighton ARC: Peter Turner G4IIL on Brighton 607737. The meeting spot is the Seven Furlong Bar, Brighton Racecourse, alternate Wednesdays at 8pm.

Bristol ARC G3TAD: D. Gully G4YOC on Bilton 4116. Get along to the YMCA, 6 Park Road, Kingswood, Bristol, every Tuesday at 7.30pm, with RAE tuition and Morse code classes.

North Bristol ARC G4GCT: Ted Bidmead G4EUV on 0272 691685. At the Self-Help Enterprise, 7 Braemar Crescent, Northville, every Friday from 7pm. With a member now an op at Portishead Radio, a visit to the station is on the cards.

South Bristol ARC G4WAW: Len Baker G4RZY on 0272 834282. It's "Work a G1 on c.w." evening on July 10 run by G4XED, plus a DXTV session with Ron Gardner on the 17th. On the 31st the lecture will be on ATV by G4ZBL. Meets every Wednesday at the Whitchurch Folk House, East Dundry Road, Whitchurch.

Cheltenham ARA G5BK: Tim Kirby G4VXE on 0242 36723. First and third Fridays in the Stanton Room, Charlton Kings Library, C'ham. Going h.f. mobile will be dealt with by G3TSO on July 5 and there is the possible visit to the Madley satellite station on August 2.



CLUB NEWS

Compiled by Eric Dowdeswell G4AR

Reports to: Eric Dowdeswell,
57 The Kingsway, Ewell Village,
Epsom, Surrey KT17 1NA
PLEASE MARK "CLUB NEWS"

Cheshunt & District ARC G4ECT 464795 "Get your equipment working" is the order of the day on July 10 when test gear will be available. On the 24th it's portable time on the 144MHz band on Bass Hill Common, Broxbourne. A junk sale is down for August 7. Every Wednesday at 8pm, Church Room, Church Lane, Wormley.

Chester & District RS: Alan Warne G4EZO on Chester 40055. Meets at the Chester RUFC, Vicars Cross, Chester, at 8pm. July 9 sees a surplus equipment sale, while on the 16th there is a treasure hunt with an early start at 7pm. July 23 has members talking on a DX trip to the Orkneys. On to the 30th and a "Rig on the Air" evening. Code classes by G4MOU at 7.15pm before the main meetings.

Chichester & District ARC: C. Bryan G4EHG on C'ter 789587. The Fernleigh Centre, 40 North Street, C'ter, at 7.30, the first Tuesday and third Thursday, with club net on S11 Wednesdays at 7pm. Between July 9/13 and 16/20 the club will be running GB2CHI for C'ter Festivities at the Guildhall Priory Park. It's off to the Sussex Mobile Rally on Sunday, July 14.

Colchester Radio Amateurs: F. R. Howe G3FIJ on 0206 851189. Looks like the first and third Thursdays at the Colchester Institute, Sheepen Road, C'ter, at 7.30. On July 21 the Anglian Mobile Rally will be held at Stanway School starting at 10am, a Sunday.

Coulsdon ATS G4FUR: Alan Bartle G6HC on 01-684 0610. Second Mon-

day and last Thursday at St Swithins Church hall, Grovelands Road, Purley, Surrey, at 8pm. July 8 is quiz time, competing with the Wimbledon & District ARS. Morse code tuition features on the last Thursday of the month.

Cray Valley RS G3RCV G8FCV: B. Rowe G4WYG, 28 Malyons Road, Hexstable, Swanley, Kent. The Christchurch hall, Eltham, second and third Thursdays of the month, but on July 13/14, Saturday and Sunday, GBODAN will be run by the club on all h.f. and v.h.f. bands from the Danson Park Show. A night-on-the air is planned for August 1, the first Monday in this case.

Dartford Heath DF Club: Peter Sharman G8DYF on Greenhithe 844467. Pre-hunt Tuesday meetings are held at the Horse & Groom, Leyton Cross, Dartford Heath, Dartford, Kent, starting at 9pm, the next being on July 23, followed by August 6.

Dunstable Downs RC: Phil Morris G6EES on D'stable 607623. Foregatherers in Room 3, Chews House, High Street South, D'stable, Beds, with the next meet on July 19 with a talk entitled "Awash in Norfolk".

Ealing & District ARS G3UUP G8UUP: Anton Berg G4CSR on 01-997 1416. Tuesday evenings at 7.30, the Northfields Community Centre, 71a Northcroft Road, Ealing, London W13.

Echelford ARS: Peter Coleson G4VAZ on Sunbury 83823. This is a change of secretary for the club which meets on second Monday and last Thursday of the month at the hall, St Martins Court, Kingston Crescent, Ashford, Middx. Club nets on Sundays at 10am on 1.985MHz and Wednesdays at 8pm on 144.575MHz f.m.

Flight Refuelling ARS: D. Wilkes G8ZLH (0202) 570894. July 7 is a natter-nite on technical topics. G6JAT and G6JIX have a demo organised of a TV colour OB van for the 14th. July 21 is G3YGF on e.m.e., microwaves and troposcatter, then G4WHO deals with SSTV in his technical rambles on the 28th.

Fylde ARC: J. Whitehead G4CSA on Lytham St Annes 737680. Normally meets at the Kite Club, Blackpool Airport, first and third Tuesdays at 7.45pm, but on July 16 there is a visit to the Police HQ at Hutton to see their communications department, meeting at Hutton at 7pm prompt.

Gordano AR Group: John Davies G3LJD, 27 Down Road, Portishead, Bristol. Fourth Wednesday of the month at 8pm, the Ship, Redcliffe Bay, Portishead. Operating procedures and techniques is the subject for a talk on July 24, a special event station being set up for the Portishead Flower Show on July 26/27, that is a weekend.

Grimsby ARS G3CNX: George Smith G4EBK on Grimsby 887720. Meets at the Cromwell Social Club, Grimsby, at 8pm, every Thursday. A treasure hunt is scheduled for July 11, with a d.f. hunt on the 18th. The chat on the 25th concerns BC band s.w.l.ing.

Haverling & District ARC G4HRC G8HRC: Dudley Gray G1HTQ on Hornchurch 41532. Gets together every

Wednesday at 8pm, the Havering Arts Centre, "Fairkytes", Billet Lane, Hornchurch, Essex. G3EUR will be dealing with s.w.r. problems on July 17 and G4ZTR will give a talk on the 31st, subject unknown.

Holyhead & District ARS: Mrs B. Anzani, c/o HADARS, 12 London Road, Holyhead, Anglesey, Gwynedd, N. Wales. This new club seeks new members and they may be in time to join the club's expedition to the Skerries island with a special event station during the last week of July. The lighthouse there goes automatic next year. Meetings on "alternate" Sundays at the Forresters Arms, Kingsland Road, Holyhead, so contact the sec for details.

Horsham ARC: Peter Head G4LKW on Horsham G4580. First Thursday of the month at 8pm at the Guide HQ, Denne Road, Horsham.

Hull & District ARS: C. North G4PEP on 0482 77249. Meets at the West Park Recreation Centre, Walton Street, Hull, every Friday at 8pm. The club also runs an RAE course on Tuesday evenings.

Ipswich RC G4IRC: Jack Toothill G4IFF on 0473 44047. Open to all with amateur or allied subjects interest. Second and last Wednesdays at the Rose & Crown, 77 Norwich Road, Ipswich, at 8pm, with code classes on the other Wednesdays if the room is vacant, next session being on July 10. A d.f. hunt is featured for July 31. Note, a special event station will be organised for the Ipswich Carnival on Saturday, August 10.

Isle of Man ARS: Anthea Matthewman GD4GWQ on 0624 22295. Main meetings Mondays at 8pm, the Howstrake Hotel, Harbour Road, Onchan, and note that this is a change of venue. On Tuesdays it's at the Peveril Court Hotel, Ramsey, and Thursdays at the Tynwald Inn, St Johns, ending with Friday meets at the Perwick Bay Hotel, Port St Mary.

Kidderminster & District ARS G4GXP G6KRC: A. F. Hartland G8WOX on K'minster 751584. New members being sought, or take along a friend, to the Aggborough CC, Hoo Road, K'minster, at 8pm. Next meet on July 9 when Tom Douglas G3BA talks of radio and the Burma Road.

Lincoln SWC G5FZ G6COL: Pam Rose G4STO c/o City Engineers' Club, Central Depot, Waterside South, Lincoln. It is Morse code test time on July 17 at the club when a rep of BT will be in attendance to take the test. Outside amateurs are invited to contact Pam if they want to go along for a test. Otherwise the club meets at 8.15, third Wednesday of the month at the above QTH.

Maltby ARS: Ian Abel G3ZHI on Rotherham 814911. Fridays at 7pm, Church Buildings, Church Lane, Maltby. G4BVV will describe a cheap QRP transceiver for the h.f. bands on July 12 and there will be a d.f. hunt on the 19th. The early days of amateur radio will be dealt with by G3ZHI on the 26th. A junk sale is planned for August 9.

West Manchester Radio Club G4MWC G6FSA: T. Chapman G6YIO, c/o Astley & Tyldesley Miners' Welfare, Meanley Road, Gin Pit Village, Astley, Tyldesley. Club meets every

Wednesday at 8pm at the above address. They have two rallies planned this year, on August 18 at Haydock Park Racecourse and November 24 at Pembroke Halls, Walkden, Greater Manchester. More details from G6YIO.

Medway ARTS G5MW G8MWA: Tony Faram on 0634 578647. Fridays at St Lukes Church Hall, King William Road, Gillingham, Kent.

Merion ARS: Ken Judge GW4KEV, Tyddyn Mawr, Arthor, Gwynedd., Meets at the Dolserau Hall Hotel, Dolgellau, at 7pm on the first Thursday of the month. Visiting amateurs more than welcome, particularly on August 1.

Midland ARS: Norman Gutteridge G8BHE on 021-422 9787. The club has received a notice to quit from its HQ at Broad Street, Birmingham, due to redevelopment, so contact the sec for latest details.

Newbury & District RS G3WOI: M. J. Fereday G3VOW on Newbury 43048. Second Tuesday of the month at the Newbury Technical College. July 9 has an illustrated talk entitled "From Berkshire to Box 88".

ARC of Nottingham G3EKW G6CW G8IUT: Ian Miller G4JAE on 0602 232604. Ian is the new secretary. Thanks to Jim G4PJZ, last sec, who has had to stand down. Thursday evenings at 7.30pm, Sherwood CC, Mansfield Road, N'ham. There is a d.f. hunt on the 144MHz band on July 11 and another on the 25th. G4IRX will deal with oscilloscopes and their calibration on July 18.

Oldham ARC: John Midgley G3SAO on 061-652 6529. John is the new secretary of the club which meets every Monday at 8.30pm, the Wheatheaf Hotel, Derker Street, Oldham.

Greater Peterborough ARC G4EHW: Frank Brisley on 0733 231848. Normally fourth Thursdays at 7.30pm, Southfields Junior School, Stanground, but this month a surplus equipment sale is scheduled for July 18 due to school term finishing.

Plessey Christchurch ARC: Geoff Longman G6WQU, c/o Plessey, Christchurch, Dorset BH23 4JE. A fully equipped shack is offered and the Plessey S & SC is nearby. Meetings expected to take place on first Thursday of the month. A call on S20 to G6WQU/P from 7pm onwards may help you find the spot on meeting evenings.

Poole ARS G4PRS: Phil Dykes G4YXV, 68 Egmont Road, Poole, Dorset. Another newcomer to the column with sec Phil, a regular contributor to the DX Bands feature. Meetings held on the last Wednesday of the month at Poole College. The college is closed during the summer so a programme of outside events is in full swing; details from Phil.

Preston ARS: George Earnshaw G3ZXC on 0772 718175. A newcomer to this column, the club meets at the Lonsdale Club, Fulwood, starting at 7.45pm. Informal meetings on July 18 and August 1, with planning for the Preston Rally at the Lancashire University on Sunday, August 25 very much in mind. Details of the rally from G3DWQ on 0772 53810.

Reading & District ARC: Chris

Young G4CCC, 18 Wincroft Road, Caversham, Reading, Berks. Alternate Tuesdays at 8pm, the White Horse, Emmer Green, Reading, with a talk on receiver front-end parameters and their measurement on July 9. On July 23 final arrangements will be discussed for the special event station GBORAR at the exhibition at the Shire Hall on Sat/Sun, July 27/28.

Rhyl & District ARC GW4ARC GW4ARC: Melfyn Allington GW1AKT on Nantglyn 469. First and third Mondays at 7.30pm, the Mona Hotel, Market Street, Rhyl. On July 15 Basil O'Brien G2AMV will give a talk on the RSGB, and there is a d.f. hunt on August 5.

St Helens & District ARC: Alan Riley G6MXT on 051-430 9227. Every Thursday at 7pm, the St Helens Information Technology Centre, Water Street, St Helens, with access to electronics and computing labs. Special event station GB2STH will be active on July 25/26/27 at the St Helens Show.

Skelmersdale & District ARS G4SME G6TKY: Gordon Crowhurst G4ZPY on 0704 894299. Remember the new venue is the Beacon Park Golf Club, at 8pm on Thursdays, alternating with lectures and natter-nights.

Southdown ARS G1KAR G3WQK: R. Wilson G1BAB on Seaford 890234. First Mondays at 8pm, the Chaseley Home, Southcliff, Eastbourne, and at the club-rooms of the Wealdon District Council offices, Vicarage Fields, Hailsham, on Tuesdays and Fridays with courses running on the Tuesdays at 7.30pm.

Southgate ARC: R. F. Snary G4OBE, 12 Borden Avenue, Enfield, Middx. All meetings at St Thomas' Church Hall, Prince Georges Avenue, Oakwood, London N14, on the second Thursday of the month.

Spenn Valley ARS: G3SVC Tim Clough G4PHR on Mirfield 499397. Thursdays at the Old Bank WMC, Mirfield, at 8pm. Judging for the Swindon Cup will take place on July 11 by Mike North G4EZV, presumably for homebrew equipment.

North Staffs ARC G4BEM: David Morgan G6MLI on 0782 332657. Each Monday at 8pm, Harold Clowes CC, Dawlish Drive, Bentilee, Stoke-on-Trent. New faces most welcome.

Stourbridge & District ARS G6OI G6SRS: Malcolm Davies G8JTL on Lye 4019. The meeting spot is the Robin Woods Centre, School Street, off Enville Street, Stourbridge, at 8pm on first and third Mondays of the month.

Stratford upon Avon & District ARC: David Boocock G8OVC on S-on-A 750584. Second and fourth Mondays at 7.30, the Bearley Radio Station, Bearley, near Stratford. July 8 is RTTY and AMTOR time with G3WHO lecturing, and on the 22nd it's Technical Topics and the results of the member's construction competition. Note: there will not be any meetings during August. From September 9 there will be a new meeting spot at the Baptist Church, Payton Street, S-on-A. but more details later.

Stroud ARS G4SRS: P. R. Giney G1DCT, Prencott, Harley Wood, Nailsworth, Stroud, Glos. Formerly the South Cotswold ARS, this group now

meets at Nelson School, Stratford Lodge, Stroud. Contact the sec for more details.

Mid-Sussex ARS G3ZMS: C. R. Cook G1FRF on 07918 2937. During school term times the club meets at Marle Place, Burgess Hill, every Thursday evening with a full programme of events.

Sutton & Cheam RS: Alan Keech G4BOX, 26 St Albans Road, Cheam, Surrey. Third Friday at 7.30pm, the Downs LT Club, Holland Avenue, Cheam. Nets on Tuesdays 10.30am 3-7MHz s.s.b., Thursdays 8pm 144-390MHz s.s.b. and Sundays at 10.30am on 144-5MHz f.m. Arthur Milne G2MI will be talking to the club on amateur radio in the early days on July 19. There is a possibility that members will be visiting the Chalkpits Museum, near Arundel, on Saturday, July 27, to see the collection of radio equipment there.

Swindon & District ARC: Dave Ineson G4ZAZ on Swindon 37489. Thursday evenings at 7.30, Oakfield School, Swindon.

Thornton Cleveleys ARS: Elizabeth Milne G4WIC on 0253 821827. Mondays at 7.45pm, at the 1st Norbeck Scouts HQ, Carr Road, Bispham, Blackpool. On July 10 a visit to the Red Rose radio station in Preston, be ready by 7.30pm. There is a video show on the 22nd and a construction project clinic on the 29th. Other Mondays are informal on-the-air occasions.

Three Counties ARC: K. D. Tupman G6WWE on 0730 66489. Alternate Wednesdays at 8pm, the Railway Hotel, Liphook, Hants. A rep from PW will be talking on antenna topics on July 10 and QRP home construction is the subject for G4RCY on the 24th.

Vale of White Horse ARS: Ian White G3SEK on Abingdon 31559. First and third Tuesdays in the upstairs clubroom of the Waterwitch, Cockcroft Road, Didcot, at 7.30pm. A reminder of the AGM on August 6.

Verulam ARC: Hilary Claytonsmit G4JKS on St Albans 59318. It's the RAFA HQ, New Kent Road, off Marlborough Road, St Albans, second and fourth Tuesdays at 7.30pm. A lecture on radio test equipment by a rep from Marconi Instruments is down for July 23. All visitors most welcome.

North Wakefield RC: Mike Leonard G4VJM on (0532) 852875. Carr Gate WMC, Lawns lane, Wakefield, at 7.30pm

every Thursday. On July 11 a demo of AMTOR is promised by G3PSM. August 1 is down as a night-on-the-air affair.

Walsall ARC G4HLL: Linda Prince G6HZI on 0922 32607. The Forest Comprehensive School, Hawbush Road, Bloxwich, Walsall, is the spot every Wednesday at 8pm, with new members welcomed. Morse code classes are held regularly.

Willenhall & District ARS: John Perkins G4LWI on 0902 782036. Gathering spot is the Saracens Head, Bloxwich Road South, Willenhall, W. Mids, every Wednesday at 8pm.

Wimbledon & District ARS G3WIM: George Cripps G3DWW on 01-540 2180. Venue is the St John Ambulance HQ, 124 Kingston Road, Wimbledon, London SW19. Second and last Fridays of the month at 8pm, with a break for refreshments, and new members and visitors most welcome. However, on Monday, July 8 it's quiz time at the Coulsdon club. Kites are the subject for David Kinsella on July 12, and on to the annual camp at the Barwell Estate, Chessington, Sy, from July 27 to August 3, with continuous activity on just about all bands from GBOWIM.

Winchester ARC G4ZPT: Robert Stone G4FPC on W'chester 64747. Club meetings at the Log Cabin, Stockbridge Road, W'chester, every third Saturday at 7.30pm, with regular Morse code classes. On July 20, G2DBT will give a talk on homebrew AR equipment. There are no meetings during August.

Wirral ARS G3NWR: Cedric Cawthorne G4KPY on 051-625 7311. For the moment it's the Parish Hall, Heswall, on first and third Wednesdays at 7.45pm, but a search for a new venue is on. Member's problems will be dealt with on July 17.

Wirral & District ARC G4MGR G8WDC: Gerry Scott G8TRY on 051-630 1393. Second and fourth Wednesdays at the Irby Cricket Club, Mill Hill Road, Irby. Other Wednesdays are natter-nights

at local pubs, all at 8pm. On July 10 there will be a talk and demo by the Wirral Raynet Group, with a d.f. hunt on Sunday, July 14, starting at the Heswall lay-by, with a "revenge" d.f. hunt on the 31st for the G8PMF Rose Bowl.

Wisbech & District AR & E Club: P. W. Frampton G6NNK, Fencroft, Summerfield Close, Wisbech, Cambs. A special event station will be at the Wisbech Annual Rose Fair Parade on Saturday, July 6, with a camera on one of the floats transmitting pictures back to base.

Wolverhampton ARS: Keith Jenkinson BR84269 on 0902 24870. On July 9 a discussion on "What's so bad about CB" chaired by G8YFA and on the 16th a demo of RTTY and AMTOR by G1DIL. So, every Tuesday at 8pm, the W'hampton Electricity Sports & Social Club, St Marks Road, Chapel Ash, W'hampton.

Worcester & District ARC: Derek Batchelor G4RBD on W'cester 641733. First and third Mondays of the month at 8pm, the Oddfellows Hall, New Street, W'cester. On August 5 G4ERP will give a talk on contesting.

Workshop ARS: Mrs C. S. Gee G4ZUN on Workshop 486614. A new venue at the Sub-Aqua Club, The Maltins, Gateford Road, Worksop, and a new meeting day, Tuesdays instead of Thursdays. So a clean sweep all round! On July 9 it's conversion time, m.w. radios to Top Band and there is a Barbecue in Cumber Park on the 13th, a Saturday. On the 23rd G3XXN shows slides of an AR holiday in Scotland. A bus trip to Scarborough ends the month, but note the d.f. hunt on August 6.

Worthing & District ARC: Roy Jones G4SWH, POB 599, Worthing. Meetings each Wednesday from 7.30pm in the Lancing Parish Hall, South Street, Lancing, W. Sx. Info from sec or club nets on Tuesday at 8pm 3-725MHz s.s.b., Sunday at 11am on 7-07MHz s.s.b. and at 7.30pm on S21 f.m.

Yeovil ARC G3CMH G8YEO: Eric Godfrey G3GC on 0935 75533. The RSGB's Regional Rep will visit the club on July 11 and on the 18th G3MYM will ponder take-off angles of signals at sun-spot minimum. He will also talk on the subject of s.s.b. on August 1. The club meets each Thursday at the Recreation Centre, Chilton Grove, Yeovil, at 7.30pm.

Cover Date	Deadline	For events from early
September	June 15	August
October	July 15	September
November	August 15	October

HAVING DIFFICULTY GETTING YOUR COPY OF PRACTICAL WIRELESS?

Then place a regular order with your newsagent **NOW!**



Dear Newsagent,
please reserve/deliver
my monthly copy of
PRACTICAL WIRELESS
Name _____
Address _____

Signed _____

ON THE AIR

AMATEUR BANDS

Reports to: Eric Dowdeswell G4AR, 57 The Kingsway, Ewell Village, Epsom, Surrey KT17 1NA.
Logs by bands in alphabetical order.



by Eric Dowdeswell G4AR

An interesting letter from **Colin Hollister G4SQQ** of Bristol who, although a reader of *PW* for a number of years, considers himself a beginner in amateur radio. He studied for his RAE at home and did his Morse code practice at the Bristol ARC, and got operating procedures practice on the club's FT-101Z. He bought a well-used KW2000 and worked a bit of DX on c.w., but eventually came under the influence of QRP, joining the G QRP Club. He built the famous OXO three-transistor rig for 14MHz c.w. and has worked all round Europe as well as the USA and Canada using a half-wave dipole.

He has also built the *PW* Teme, 7 and 14MHz QRP rig and is getting the CTX/DCRX80 kits from C. M. Howes for the 3.5MHz band. For the newly-licensed amateur or would-be amateur, Colin recommends, first, to spend as much time listening as possible, including putting a suitable receiver in the car, and secondly, joining a local radio club to make use of the advice and facilities available. Good advice which I strongly endorse.

General

The Cray Valley RS annual contest takes place this year between 1800Z Saturday September 7 and 1800Z on the 8th, but only 18 hours logging is allowed for single operator stations. Multi-ops can use the 24 hours. The two sections are 'phone and c.w. on all h.f. bands excluding the WARC bands, and, quite rightly, the rules say that the practice of logging a series of contacts made by one station is deprecated. Hence the same station cannot be logged more than five times on each band in the "station worked" column. Call areas of the USA, Canada and Australia count as separate countries.

Log sheets are available from Owen Cross G4DFI, 28 Garden Avenue, Bexleyheath, Kent, in exchange for a large stamped/addressed envelope. Entry deadline is October 28. It is worth remarking that *PW* readers usually appear near the top of the winners listing, so have a go this year even if you have never entered a competition before.

Smiths Industries RS, in conjunction with the Gloucester and Cheltenham clubs, will be running a special event station GB2CV at the Cheltenham Racecourse, Prestbury Park, Glos., from Saturday July 27 until Wednesday July 31. This station will be operative on the occasion of the 6th Citroen World Meeting organised by the "2CV GB" club, and expects to be on all h.f. bands plus the 144 and 430MHz

bands. Another possibility is RTTY, SSTV and ATV operation. Special QSL cards provided by Citroen will acknowledge QSOs and s.w.l. reports. Further information from Roger G8UJG on 0242 672175.

Hamfest '85 will be held at the Flight Refuelling Sports & Social Club, Merley, near Wimborne, Dorset, on Sunday August 11. The QRP fraternity will be operating a station with, hopefully, the call sign GB4QRP, and running a display of QRP gear, mostly home-brew. A lot of outside help is wanted, not only to run the station but for the many other jobs involved, like log keeping and antenna erection. Offers to Phil Dykes G4XYX, 68 Egmont Road, Poole, Dorset

The Basingstoke ARC will be running a course starting in September this year which is aimed at taking students up to RAE level by May next year, and that assumes no prior knowledge of the subject. The course will comprise 28 weekly sessions, 7.30 to 9.30pm, with the day of the week to be decided. More details from the secretary, D. A. Burleigh G4WIZ, 14 Winchfield Gardens, Tadley, Basingstoke, Hants.

GB4MGB was put on the air by the Havering & Daventry radio clubs between May 3 and 5. Located at the Silverstone Grand Prix circuit in Northamptonshire, the station celebrated the International gathering of the MG Car Club.

Two stations were running, one on v.h.f. on the 144MHz band and one on h.f., mostly on the 3.5MHz band. With a temporary set-up, the stations were active from around 8pm on the Friday, and even with low power to a modest antenna system the v.h.f. station was kept busy until 2.30 in the morning.

The stations were on the air using improved systems by lunchtime on Saturday. The v.h.f. set-up was an FT-225RD with 4CX250 p.a. to a 12-element home-brew beam at 2m. On h.f. the inevitable FT-101 was used into a long wire, one end of which was attached to scaffolding above the track.

On v.h.f. some 250 contacts were made, covering most of England and including contacts with GW, GM and GI. A similar coverage was achieved on h.f. with conditions being very changeable, even for the h.f. bands. At times, the pile-up of stations calling resembled a good contest!

Those amateurs who were operating the station still managed to take some time off to watch various races and demonstrations of MG cars on the circuit.

Of course, all contacts will receive the special QSL card via the bureau.



MG CAR CLUB
1984 INTERNATIONAL MEETING
SILVERSTONE GRAND PRIX CIRCUIT
ENGLAND



ANNUAL GATHERING AND RACE MEETING FOR MG SPORTS CARS
ENTERED BY THE CLUB FROM AROUND THE WORLD

Aurora

"At 1603GMT on April 21 I was working in the shack when up popped GM1BLC/P who had a very heavy auroral signal and was working G stations further north than me with 5/9A reports. This station was located between Glasgow and Edinburgh in IO75PW (XQ80d). With me the station peaked at 5/5A on a beam heading some 10° east of true direction. During the period 1603 to 1800 many s.s.b. and c.w. signals were heard, GM6LNM (XP07e) GM1AXJ (IO87FN/YR33g) and GI4OMK on c.w.," writes **John Fell G0API** from Poole. G1KHN reported to John that the Sunday afternoon event was quite mild and probably the second phase of the main event which produced QSOs from Northern G into OZ/LA/SM and SP during late Saturday until 0300GMT on the Sunday morning.

DX Bands

In spite of the continued sinking of the sunspot minimum the 21MHz band seems to have come to life again, even if only occasionally, but the 7MHz and 3.5MHz bands continue to bear most of the DX traffic. Even VS6 has been heard on 3.5MHz as early as 2100Z.

Alan Brooks (Basingstoke, Hants) lives in hospital accommodation but got the ok to put up a 15m-long wire between blocks, but the QRM from electrical apparatus seems to be pretty horrific. He uses an Eddystone 730 but no a.t.u. On 7MHz he found just OY4DWO on the Faroes plus EA9MY (QSL POB 412, Melilla), ZS3BI, EA8AKN, 5H3RC and KH6WWU on 14MHz.

From Leiston, Suffolk, **Dick Stanbridge BR531879** writes to say that his son is G3RHU who still has one of my ST2AR QSL cards from his s.w.l.ing days in 1960! Dick runs a Trio R2000 with AT1000 a.t.u. plus Datong active antenna AD370. Dick is about the only reader to come up with a c.w. log these days. Around 1.85MHz he logged RA9QBX and UT5AB on c.w. at 2130Z. Only catch of note, on 3.777MHz,

was ZL4AP, on s.s.b. On to the bottom end of 7MHz and TI2KD, VR6TC for a nice one on Pitcairn Island, and ZL2ANR all s.s.b. with FM4CT on c.w. On 14MHz it was just 9M2DC on s.s.b. of any note, but on c.w. Dick caught KL7HPR at 0750Z, HP1AC, HI8LGS, VE7FJV and KH6AK on Hawaii.

Bob Parsey (New Malden, Sy) stuck to s.s.b. over five bands with JY9MG on 3-5MHz, then on 7MHz CM7KR (QSL POB 1, Havana), FM5BH (QSL W3HNN), HH7PV and PY0FG on Fernando de Noronha. XT2BR heard on 14MHz can be found via POB 116 (Ouagadougou). The 21MHz band came alive with A4XRS, JY9CL (QSL G3MUL), J28AG, ZD7CW, 3B8CA, 3D6BP and 9M2FD. The 28MHz band even produced Z21GN, typical of the north/south openings that still appear sometimes. Bob uses an FRG-7700 with a.t.u. and a 60m-long, end-fed wire about 5m off the ground.

In Porth, Mid-Glam, **Tom Blamey BRS87461** stuck to 14MHz with his Trio R600 receiver, Amtech 200 a.t.u. and an inverted-L random length wire. His catches included EA6KZ, CT3EB, 4Y4FR, 5H3HM, 5Z3ZC and 5Z4DU, plus VP9CH. Do have a look at the other bands, OM, if your spare time permits; there is plenty of DX to be found on 7 and 3-5MHz as other logs show.

M. Dunn BRS86500 of Grimsby runs a Realistic DX160 with a 40m-long wire antenna and managed to cover four bands in his search for DX. On 3-5MHz he got 7X2LS (QSL POB 84, Bouzareah, Algiers), VS6DO at 2130Z (QSL K4CIA), Y11BGD at 2000Z. Up to 7MHz and A71AD in Qatar,

6W1KA, V44KF (QSL POB 173, St. Kitts). A nice prefix on 14MHz was SV2KD, 9H4A on Gozo Island, and A4XRS. On 21MHz it was just 9U5JB on the southern path.

In Northiam, E. Sx, **Norman Hembrey BRS28198** runs an FRDX-400, FRG-7700, Mizuho a.t.u. and a 40m-long wire plus a TA31JR rotary dipole. Norman did well on five bands, all on s.s.b. 3V8PS was logged on 1-8MHz, on to 3-5MHz and A4XJF, FM5WS and KL7U for a nice one. The 7MHz band produced CE3RY, CP6EN, HH7PV, VE7EDU and YC2DNT. TR8DR, TU2JU, XT2BR and 3X0HAB appeared on 14MHz. Lastly, on 21MHz VQ9YR, ZS3GB, 3B8CA and 5H3HM.

Our QRP expert **Brian Field G4XDJ** of Billingham, Cleveland, has been busy making a v.f.o. for his QRP OXO transmitter, but in the meantime runs his PW Severn rig with 1W output on c.w. on the 7MHz band which he finds noisy at times. He is starting to erect a half-wave delta loop in the hope of working the USA! On 7MHz he worked OK3ZFM, SM6KMD, OE5BCM, YU1WD, F6EIV, LA4CW, IK4DRU, SP6CYX, UC2LCV, Y21XH, UR2QD and GVOISO. Incidentally, Brian's brother is G4SKX with whom he has a sked most nights.

Don Hardman G4VAK of Mansfield, Notts, compares the results obtained by a recent special event station GBOMRS in Mansfield, using an FT-101 with 100W to a dipole antenna, and his own station using 10W from a Shimizu SS105S and a 14MHz dipole in his loft. He found that, in general, his signal reports were only one S-point down on GBOMRS and wonders what sort of attenuation he is getting from the concrete tiles on his roof. If the tiles are dry I

imagine the attenuation is very low since concrete is a fair insulator, but when they are wet I should think the attenuation goes up appreciably. To sum it up, Don remarks "QRP rules"!

I have nicked a small news item from the RAIBC's excellent journal *Radial*. If you want to know whether the 3-5MHz band is open for DX, check on the BBC's relay station at Kranji, Singapore, on 3-915MHz between 1500Z and 1745Z and again between 2200Z and 2300Z.

Phil Dykes G4YX down in Poole, Dorset, stuck to 28MHz QRP as is his wont and found mostly Europeans virtually every day, probably by sporadic-E he surmises, plus the odd PY and a few weak Africans. His modified CB rig with 10W p.e.p. of s.s.b. into a dipole raised CT1TM, DF10M, EA3EGM, EA6MR, HA8XX, OK2BTI, OZ6HY, SP2BNJ, UB5DCR, Y24NG and YU3CK with many other QSOs in these countries. His "gotaways" included 6W1CK and C53CR. He still blames lack of activity rather than conditions for what has become a very quiet band.

From Oadby, Leics, a report from **David Richardson** who uses an FRG-7 and a 70m-long wire. David has taken his RAE and is quite confident of success. We certainly hope so! On 7MHz just one catch of note, 8R1RPN. On 14MHz a different story with C53FE, CP5AI, DU1DBT, HP1XXO, HZ1AB (QSL K8PYD), TR8DR, VU2DK, 9M2FZ and A4XRS.

Logs are invited from readers and don't forget the c.w. logs. Keep an ear open on all amateur bands at the appropriate time of day or night and let me know what you hear.

MW BROADCAST BAND DX

Reports to: Brian Oddy G3FEX, Three Corners, Merryfield Way, Storrington, W. Sussex RH20 4NS



by Brian Oddy G3FEX

As many of you will already know from the July issue of *Practical Wireless*, Charles Molloy died suddenly in April. His sad passing was a great shock to everyone.

Geoff Arnold has asked me to take over the monthly Medium Wave and Short Wave Broadcast Band articles in *PW* from this issue and I am anxious to ensure the continued popularity of this series, which Charles has run for many years. Your valued listener reports form an essential part of this continued success. Please send all reports to the address given above.

For those of you who are new to Medium Wave DXing, it may be of interest to consider the propagation side of m.w. broadcasting for a few moments. Just about all m.w. transmitting stations operate in the band 525-1605kHz and each one is designed to provide an adequate signal-to-noise ratio (about 40dB) in a given "Service Area". The noise may be from both man-made and natural electrical sources and is present everywhere—more so in cities and towns than in rural areas (up to 20dB difference).

The signal may arrive at the receiver by two routes. One follows the contours of the ground and is called the "ground wave" and the other, via the ionosphere and called the "sky wave". A vertical

antenna system (often a mast radiator) at the transmitter provides a good ground wave signal during the day.

The D, E and F2 layers of the ionosphere at 85, 110 and 300km above the earth's surface affect the sky wave. During the day the ionised D layer absorbs the sky wave and the ground wave provides adequate coverage and signal-to-noise ratio. At sunset the D layer quickly disappears and the E layer then reflects the sky wave signals, enabling them to be heard over medium distances.

For most broadcasters, the result of both ground and sky wave arriving at the receiver from their transmitter is a reduction in the "Service Area", since fading and distortion result when the two signals meet out of phase. Much research and money has been spent by some broadcasters in an attempt to overcome this problem, by designing "anti-fading" radiators. (The BBC have had these at Brookman's Park and Weedon near Daventry.)

Some broadcasters use the sky wave to provide a service area at night beyond the ground wave range, e.g. Radio Luxembourg on 1440kHz.

After sunset the E layer gradually de-ionises to reach a steady night-time low level and signals can then pass through the E to the F2 layer. When darkness is present throughout a long path the sky wave signals can be reflected by the F2 layer to produce DX from across the Atlantic. At sunrise the signals rapidly fade out as the D layer re-forms and the ground wave signal is once again only present.

Seasonal changes also occur because the hours of darkness are longer in winter than in summer. Many years ago I obtained a little instrument, sold by EMI Sales and Service, and called "Fisk Solariscope" which shows the areas of the world in darkness and where the sun is setting and rising, for each month of the year. I wonder if any reader also has one of these?

Local Radio DXing

When the D layer disappears at sunset and the E layer reflects the sky wave signals, this is then the best time to start looking for DX local radio stations.

In order to assist you in hearing some of these stations, I am including a list of BBC m.w. local radio transmitters this month. As you will see, a number of them operate on the same frequency so a directional

receiving antenna will be needed. The ferrite rod antenna in your portable may be used but a more useful device is the loop antenna, provided your receiver is suitable. This is detailed in the *PW* publication *Out of Thin Air*—still available.

Please send your local radio DX reports to me for inclusion in this series.

Transatlantic DX Heard

A very impressive list of transatlantic m.w. DX has been sent along by **Bill Kelly** of Belfast, who listens at all hours of the night. He says that a good opening did not occur every night—in fact, some nights no DX was heard at all. So, for those of you who are just starting to explore the world of m.w. DX, don't give up easily; it may not be your set—just conditions! From the USA Bill's list includes WMRF—the "Memory Station" from Boston—on 1510kHz. Bill heard WMRF on two nights at about 0215 and one night at 0515. They have sent along a QSL letter, together with the banner depicted herewith. The station specialises in bringing back memories of past events.

Reception of WTOP on 1500kHz was good enough for Bill to hear a programme about breast cancer and eye cataracts and also news items from all the States at 0255! This station was heard on two further nights during the month.

WGAR from Cleveland, Ohio, on 1220kHz has sent a QSL to Bill. This station, received several times during the last few months, can usually be heard around 0245. Rather earlier, at 0055, Bill picked up WQXR on 1560kHz from New York. Another one from New York was WHN on 1050kHz at 0320.

From Newfoundland, Bill logged CJYQ, St. John's, on 930kHz at 0220 and CBGY, Bona Vista, on 750kHz at 0200 with News in English.

Local Radio	Transmitter	Frequency (kHz)	Max e.r.p. (kW)
R. Bedfordshire	Bedford	1161*	0.08
	Luton	630	0.3
R. Bristol	Mangotsfield	1548	5
	Taunton	1323	1
R. Cambridgeshire	Cambridge	1026	0.5
	Gunthorpe	1449	0.1
R. Cleveland	Stockton	1548	1
R. Cornwall	Bodmin	657	0.5
	Redruth	630	2
R. Cumbria	Carlisle	756	1
	Whitehaven	1458	0.5
R. Derby	Burnaston	1116	1
R. Devon	Barnstaple	801	2
	Exeter	990	1
	Plymouth	855	1
	Torbay	1458	1
R. Furness	Barrow	837	1
R. Guernsey	Guernsey	116	0.5
R. Humberside	Hull	1485	1.5
R. Jersey	Jersey	1026	1
R. Kent	Hoo	1035	0.5
	Littlebourne	774	0.7
	Rusthall	1602	0.25
R. Lancashire	Oxcliffe	1557	0.25
	Preston	855	0.5
R. Leeds	Farnley	774	0.5
R. Leicestershire	Freeman's	837	0.7
	Common		

Local Radio	Transmitter	Frequency (kHz)	Max e.r.p. (kW)
R. Lincolnshire	Lincoln	1368	2
R. London	Brookman's Park	1458	50
R. Manchester	Ashton Moss	1458	5
R. Merseyside	Wallasey	1485	2
R. Newcastle	Newcastle	1458	2
R. Norfolk	Postwick	855	1
	West Lynn	873	0.25
R. Northampton	Northampton	1107	0.5
R. Nottingham	Clifton	1584	1
	Trowell	1521	0.25
R. Oxford	Oxford	1485	0.5
R. Sheffield	Sheffield	1035	1
R. Shropshire	Shrewsbury	756*	1
R. Solent	Bournemouth	1359	0.25
	Fareham	999	1
R. Stoke-on-Trent	Sideway	1503	1
R. Sussex	Bexhill	1161	1
	Brighton	1485	1
	Crawley	1368	
R. WM	Langley Mill	1458	7
	Sedgley	828	0.2
R. York	Fulford	666	0.5
	Scarborough	1260	0.5

*May not yet be in service—please report.

South America has also been heard on three nights with an excellent signal from Radio Globo, Rio de Janeiro, on 1220kHz at around 0130—the programme on two occasions being a football match!

Margaret Sadler of Morley, near Leeds, has been checking the band with her Grundig Satellit 1400 receiver during the evening. Among the stations heard was Radio Sweden on 1179kHz with a programme in English at 2345. According to my information, this station is Hoerby and runs 100kW.

A look around the band here, between

2000 and 2100UTC, resulted in Radio Moscow on 1494kHz, Beltem (Belgium) on 1512kHz—this station has an s.w.l. programme in English on Wednesday evenings at 2015 approximately; Radio Vatican on 1530kHz—listen for their signature tune at 2029; and Switzerland from their Sarnen station on 1566kHz.

Radio Finland has sent along its latest frequency schedule and I notice two English programmes each day at 1930 and 2100UTC. They transmit on 558kHz and 963kHz and also on 254kHz from 0230–2200.

SW BROADCAST BANDS

Reports as for Medium Wave DX, but please keep separate

In the May issue, the question of Add-on Digital Read-out was raised and, in general, it was shown that this is not a simple addition to most receivers. For those with back issues of *Practical Wireless*, page 73 of the December 1983 issue gave block diagrams of how this could be implemented in some receivers.

So, if a digital read-out cannot easily be fitted, how else could one be sure of the frequency being received?

World Standard Frequencies

Very accurate Standard Frequency Signals are transmitted by a number of short wave stations throughout the world. The most well-known of these are MSF (UK) and WWV (USA). The MSF reference is available on 2.5MHz, 5MHz, 10MHz, and the WWV on 2.5MHz, 5MHz, 10MHz, 15MHz and 20MHz.

The signals can, of course, be used to



by Brian Oddy G3FEX

check the accuracy of the calibration of a receiver simply by tuning them in (reception conditions permitting) and noting the position of the dial pointer.

Crystal Calibrator

A much more useful method is to make use of a simple 1MHz crystal oscillator rich in harmonics. The signals produced by the oscillator will be spaced 1MHz apart over the entire range 1 to 30MHz or beyond and may be "zero beat" with the standard signals on 5, 10, 15, or 20MHz using a small trimmer in the oscillator crystal circuit. These 1MHz marker signals will then have high short-term accuracy and may be used to check the calibration of the receiver

dial every 1MHz throughout its range. By routing the 1MHz signal via a simple divider chain, signals at 500kHz, 100kHz, 50kHz, 25kHz, 10kHz or 5kHz could be selected to provide high-accuracy markers. By noting the position of these marker signals it would be easy to locate any required frequency to the nearest 5kHz, which is very handy since most s.w. broadcast stations are spaced 5kHz apart.

Using integrated circuits a simple unit could be built around a 1MHz HC6U crystal. Use a 7400 for the oscillator and three 7490 for the divider chain, see Fig. 1.

Heterodyne Wavemeter

Another frequently-used instrument is known as a heterodyne wavemeter. This consists of a 1MHz sub-standard crystal oscillator (c.o.) and a highly stable variable frequency oscillator (v.f.o.). The signals generated by each oscillator are fed into a mixer stage. At certain settings of the v.f.o. an audible beat note is present at the mixer output when harmonics of the c.o. and v.f.o. mix together. These points can be used (when adjusted to zero beat) to calibrate the v.f.o. The resultant calibration

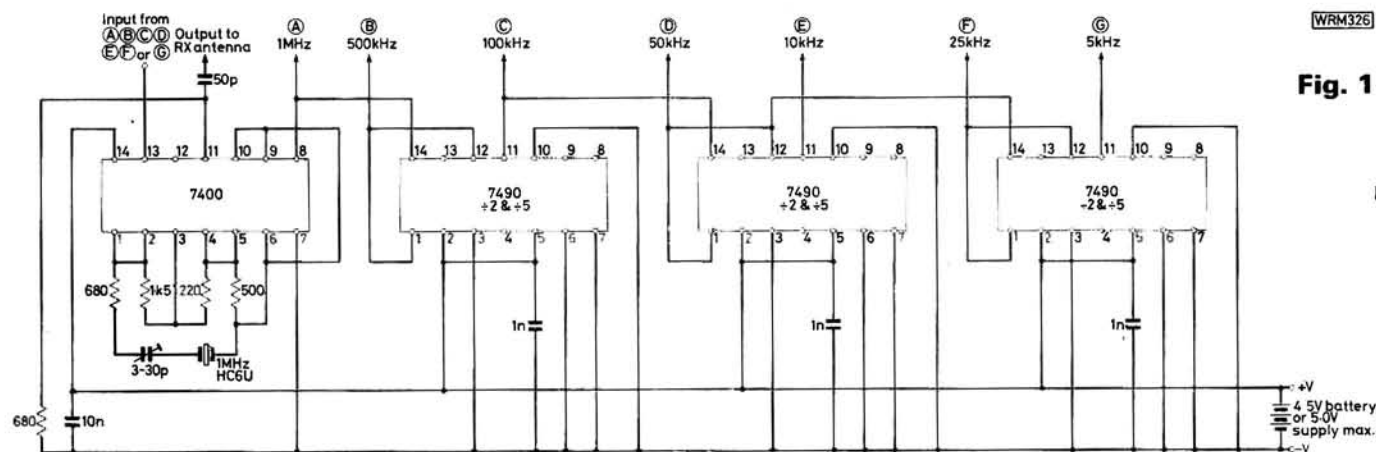


Fig. 1

points are recorded in a calibration book as "crystal check-points". A small corrector trimmer in the v.f.o. circuit allows the calibration to be corrected against these settings each time the instrument is used.

Overall accuracy will depend on the 1MHz c.o. being set up correctly and this may be achieved by using a trimmer across the crystal to zero beat it against MSF or WWV.

The v.f.o. signal may be used to provide a marker signal at any desired frequency, see the block diagram in Fig 2.

An instrument such as this may be purchased fairly cheaply as Government surplus and is known as a BC221 or LM14. When purchasing one, make sure that the original calibration book is supplied with the unit and check the interior condition, if possible, for any signs of corrosion.

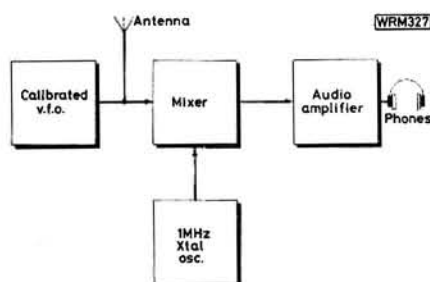


Fig. 2

Counter and VFO

If a digital frequency counter is already available, this can easily be used to measure the frequency of a simple variable frequency oscillator or signal generator. The v.f.o. can be zero beat against the incoming signal in the receiver and the frequency read off the counter. Make sure that the oscillator is operating at its fundamental frequency and not a harmonic of a lower frequency.

Conditions on 25 and 21MHz

The low sunspot numbers are certainly adversely affecting the 25MHz (11m) and 21MHz (13m) bands. While many of you may not have these bands available on your receiver (marked 11m and 13m on a simple receiver scale), no doubt some of you will be interested in what is happening



Confirm Reception Report Dated March 27, 1985

at 0445-0515 UTC. Thank you for listening!

a service of Nationwide Communications

WGAR in Ohio sent in by Bill Kelly

there, and for those with full coverage communication receivers perhaps you can confirm my findings.

A detailed look at the 25MHz band during April indicated that only three stations were audible most mornings; these were R. Moscow 25-620MHz, BBC 25-650MHz and RFI (France) on 25-820MHz. R. Moscow and RFI were usually very weak signals. By May, the only signal heard regularly was BBC on 25-650 between 0900 and 1300 UTC. One just has to ask "Who is receiving these signals?" If you have a suitable receiver and antenna, wherever you are, can you please send me a report of your reception of the 25MHz band.

On the 21MHz band, many signals are present during the morning and afternoon. A few of the stronger ones are the United Arab Emirates signals from Dubai on 21-605 and 21-695MHz 1000-1500 hours; Radio Nederland on 21-485MHz 0830-0925UTC from their transmitter in Madagascar; Radio RSA South Africa on 21-535 with a transmission in English to Europe at 1300UTC; and Radio Moscow on 21-585MHz from 0900UTC.

A considerable number of stations are still being jammed on the 21MHz band.

By late afternoon, many of these stations have left 21MHz and, by evening the band is relatively dead in the UK. There have been a number of disturbed days due to solar storms (see the solar reports by Ron

Make Memories With
AM 1510 WMRE

WMRE in Boston sticker



Radio Derby sticker

Ham in PW when signals have been very poor and noise level very high.

Conditions on 17 and 15MHz

The 17MHz (16m) and 15MHz (19m) bands are still providing plenty of interesting signals. For those of you interested in receiving Radio Australia in the UK in the mornings around 0830UTC good signals can be heard on 17-715 and 17-830MHz. Radio New Zealand is changing its name to Radio "New Zealand International" and a whole new transmitter system of higher power may be operational by the time you read this. New frequencies are 17-705MHz and 15-150MHz—please let me have your reports and comments on these signals.

Radio Canada International (RCI) put in their usual good signals on 15-325MHz. Don't miss their *SWL Club* programme on Saturday evenings at 2130.

Radio Finland have sent along their schedule for 31 March-29 September 1985. They can be heard on 15-115MHz at 0830 and at other times and frequencies during the day. Family Radio can be heard on 15-035MHz at 2150UTC via their transmitter in Taiwan. (This was heard at 2155UTC on 15-055MHz on 10 May—could they have made a mistake?) The Voice of Greece operates on 15-630MHz at 0900UTC with a transmission to Australia, but is a good signal in the UK. Israel is a very strong signal on 15-585MHz at 2130UTC with news in English. Radio Norway International can be heard on 15-230MHz at 1000 and on 15-265 at 2058. NBC with news from the USA is heard at 2100 on 15-430MHz and Voice of America (VOA) with news at 2100UTC on 15-410 and 15-445MHz. Austria is on 15-270MHz at 1030UTC and Radio Swiss International on 15-570 at 2100UTC with news in English. HCJB Quito, Ecuador, is always a good signal—their *DX Party Line* s.w.l. programme is full of interest at

Practical Wireless, August 1985

R WITHERS COMMUNICATIONS

584 HAGLEY ROAD WEST, OLDBURY, WARLEY
B68 0BS (QUINTON, BIRMINGHAM)
Tel: 021-421 8201/2 (24 HR ANSWERPHONE)



BUY BRITISH FROM R.W.C.

Raycom Limited

Made to measure R.F. amplifiers – off the peg! For the first time a choice of linear or class 'c' designed to match your hand-held or portable radio.

FULL RANGE OF YAESU, ICOM, TRIO ETC. SOME AT PRE-INCREASE PRICES. PHONE FOR LATEST STOCK LEVELS

THE AMAZING MULTI-P6 + MOBILE VHF-UHF ANTENNA


Acclaimed for its high quality rugged engineering, 6 modes of operation, on or off the vehicle. (Free Space Design) British designed and made by A.R.M. Antennas.

Basic Package £34.50 + £2.50 p&p. Complete Package £39.25 + £2.50 p&p. Includes Colinear Element

STILL AVAILABLE

The Lowe TX40G on 10 metres FM with repeater shift.

ONLY £52.50 + £2.50 p&p
WHILE STOCKS LAST



- * INPUTS FACTORY ADJUSTABLE FROM 500mW TO 5 WATTS – ALL AMPS SET FOR 1-3 WATTS.
- * ALL UNITS HAVE RF RELAY CHANGEOVER + SWITCHABLE SSB/FM HANG TIME.
- * FULL 12 MONTH PARTS AND LABOUR WARRANTY.
- * STATUS L.E.D.s.

UHF UNITS (430-440MHz)

	ORDER CODE	PRICE
25W FM/CW	U25F	£79.50
15W FM/CW/SSB/AM	U15L	£69.50
15W FM/CW	U15F	£59.50

VHF UNITS (144-149MHz)

	ORDER CODE	PRICE
45 FM/CW	V45F	£82.30
35 FM/CW/SSB/AM	V35L	£59.50
25 FM/CW	V25F	£48.50
15 FM/CW/SSB/AM	V15L	£49.50
15 FM/CW	V15F	£39.50

All units are Toshiba or Mitsubishi RF power modules as used in all new VHF/UHF radios.



Quality British construction.
Real Value for money.

IF YOU REQUIRE A DRIVE LEVEL OTHER THAN 1-3 WATTS PLEASE STATE AT TIME OF ORDERING. PLEASE ADD £2.50 POST + PACKING. TELEPHONE ORDERS ON VISA + ACCESS CARDS. PLEASE MAKE CHEQUES PAYABLE TO R. WITHERS COMMS.



HAVE APPOINTED R.W.C. AS THEIR SOLE DISTRIBUTORS FOR THESE FANTASTIC NEW PRODUCTS FOR 1985

- * MODS ANY CB WITH THE SANYO LC17136 OR 7137 SYNTH. CHIP TO TEN MTRS FM INCLUDING REPEATER SHIFT.

- * MEASURES ONLY 5 1/2" x 3 1/4"
- * SIMPLE TO INSTALL – REQUIRES JUST A SOLDERING IRON, SIGNAL SOURCE PLUS ONLY EIGHT WIRES TO SOLDER.

- * EVERY BOARD FACTORY TESTED

WE'VE DONE IT! 10FM FROM OVER 90% OF LEGAL FM CB's

ONLY £22.50



IDEAL FOR SWLs AND BEGINNERS! FROM A PROVEN DESIGN BY BILL SPARKS G8FBX AND COLIN HORRIBIN G3SBI

- * KITS NOW AVAILABLE £17.50 + £1.00 p&p. Also for DNT/LCL @ £12.95.
- * COVERS 29.3-29.690MHz on most CB sets – sorry not multi-modes.
- * SUITABLE FOR AMSTRAD, CYBERNET, BINATONE, LOWE TX40, COLT, PLANET, COLT, LCL, FIDELITY, COBRA, HARRIER, MIDLAND, MUSTANG, UNIDEN + DOZENS MORE.
- * NOTE: WE CAN FIT THE BOARD FOR £19.50 PLUS BOARD, BUT ENCOURAGE YOU TO FIT IT YOURSELF. MAIL ORDER – PLEASE INCLUDE £1 FOR POST/PACKING + ALLOW 7-10 DAYS FOR DELIVERY. TWO OR MORE – POST FREE. BOTH PRODUCTS COPYRIGHT FBX-RWC 1984. PATENT APPLIED FOR. SHOP CALLERS WELCOME. LATE NIGHTS THURS + FRI TILL 7. ACCESS/VISA WELCOME.

PLEASE TELEPHONE FOR FULL STOCK AND SEC. HAND LIST – MANY BARGAIN PRICED PRODUCTS AVAILABLE

C. M. HOWES COMMUNICATIONS

139 Highview,
Vigo, Meopham,
Kent DA13 0UT
Tel: Fairseat (0732) 823129

FUN TO BUILD KITS BY MAIL ORDER

FANFARE FOR NEW GOODIES!

- DcRx40 DIRECT CONVERSION RECEIVER kit £14.80. Assembled PCB £19.90
- CTX40 LOW POWER CW TRANSMITTER kit £12.95. Assembled PCB £18.95
- CVF40 EXTERNAL VFO for DcRx and CTX40 kit £9.30. Assembled PCB £14.90

We are pleased to announce that we now have 40 metre band versions of our popular DcRx receiver, CVF external VFO and CTX transmitter. The 80M versions of these products have proved to be very popular indeed, so we have decided to add 40M versions to our product range. 40 metres is a great band for QRP (low power) CW working – a little goes a long way! Just listen to the huge signals surrounding the band under night time conditions, you can be many, many dBs weaker and still be S9! Fortunately, you can still find a space for CW working without too much trouble. We supply a crystal for the QRP calling frequency (7030kHz) with the CTX40 kit, but you can add the CVF40 VFO to give full band coverage if you wish. The CTX40 has adjustable output power, up to about 3W RF. All the kits will work from a 12 to 14V DC supply. You can use our new 40M kits on their own, or combine them to form a super little transceiver. They all have the usual HOWES features of course – easy to build – good quality parts – clear instructions.

Drop us a line enclosing an SAE for more details about any kit.
Delivery is normally within 7 days.

PLEASE ADD 60p P&P to your total order value



73 from Dave, G4KQH

THE COMMUNICATIONS CENTRE OF THE SOUTH

HF TRANSCEIVERS			2M FM TRANSCEIVERS			SPEAKERS		
TRIO	TS930S	1295.00	TRIO	TM201A 25W Mobile	296.00	TRIO	SP230 (TS830, 530)	47.70 (1.50)
YAESU	FT980	1650.00	ICOM	IC27E 25W Mobile	379.00	TRIO	SP430 (TS4301)	39.50 (1.50)
ICOM	IC751	1299.00	YAESU	FT270R 25W Mobile	349.00	TRIO	SP120 (TS130, 120)	30.70 (1.50)
ICOM	IC745	899.00	TRIO	TR2500 Handheld	258.00	YAESU	SP102 (FT102)	59.00 (1.50)
TRIO	TS430S	720.00	FDK	Multi 725X 25W Mobile	269.00	TRIO	SP40 Mobile speaker	16.40 (0.75)
TRIO	TS830S	832.00	YAESU	FT209R (FN83)	269.00	YAESU	SP55 Mobile speaker	14.95 (0.75)
YAESU	FT757GX	829.00	ICOM	IC2E Handheld	199.00			
TRIO	TS530SP	698.00	ICOM	IC02E Handheld	269.00			
TRIO	TS130S	633.00						
YAESU	FT77	479.00						
ANTENNA TUNER UNITS			2M MULTIMODE TRANSCEIVERS			ANTENNA BITS		
ICOM	IC-AT500 Auto	459.00	TRIO	TS780 2M and 70cm base	948.00	HI-Q Balun 1:1 5kW pep	11.95 (0.75)	
ICOM	IC-AT100 Auto	329.00	YAESU	FT726R 2m fitted (70cm optional) base	869.00	7.1MHz RAL-TRAPS - Epoxy - pair	8.95 (1.50)	
TRIO	AT250 Auto	305.00	TRIO	TS711E 2M base station	768.00	Self Amalgamating Tape 10m x 25mm	3.95 (0.75)	
YAESU	FC757 Auto	290.00	ICOM	IC271E 25W base	729.00	T-piece polyprop Dipole centre	1.50 (0.30)	
TRIO	AT230	157.00 (2.00)	ICOM	IC290D 25W Mobile	479.00	Polyprop Strain Insulators	0.50 (0.10)	
YAESU	FC700	119.00 (1.50)	TRIO	TR9130 25W Mobile	499.00	Small ceramic Egg Insulators	0.50 (0.10)	
WELZ	AC38	85.00 (1.50)	YAESU	FT290R Portable	349.00	Large ceramic Egg Insulators	0.75 (0.10)	
YAESU	FRT7700 Short Wave Listening	49.85 (1.00)				75 ohm Twin Feeder - light duty per metre	0.16 (0.04)	
HF RECEIVERS			70cm TRANSCEIVERS			300 ohm Twin Feeder	per metre	0.14 (0.04)
ICOM	R70	629.00	TRIO	TW4000A Mobile 2M/70cm	522.00	UR67 Low loss coax - 50 ohm	per metre	0.65 (0.20)
ICOM	R71	729.00	TRIO	TM401A 12W Mobile	316.00	UR76 50 ohm coax - dia 5mm	per metre	0.25 (0.05)
TRIO	R2000	479.00	TRIO	TR3500 Handheld	270.00	UR70 70 ohm coax	per metre	0.30 (0.05)
TRIO	VC10 VHF Converter for R2000	128.00	ICOM	IC4E Handheld	259.00	4mm Polyester Guy Rope, strength 400kg	per metre	0.16 (0.04)
YAESU	FRT7700 Antenna Tuner	49.85	ICOM	IC04E Handheld	279.00	50 metres 16 swg harddrawn copper	per metre	6.90 (0.75)
TRIO	R600	299.00	TRIO	TS-811E Base	395.00			
YAESU	FRT8800 Gen Cov Rx	559.00						
VHF RECEIVERS			MORSE EQUIPMENT					
JIL	SX200N	325.00	HK 707	Straight Key	15.50 (1.00)			
AOR	AR2001 25-500MHz	378.00	HK 703	"deluxe" straight key	28.95 (1.20)			
FDK	ATC720 Handheld Airband	189.00	HK 803	"deluxe" Brass key	75.00 (2.00)			
FDK	RX40 Handheld 141-179MHz	159.00	MK 704	Squeeze paddle	15.95 (1.00)			
YAESU	FRG 9600 60-905MHz	475.00		Practice Oscillator	10.50 (0.75)			
			EK 150	Electronic keyer	103.00 (1.00)			
			D 70	Datong Morse tutor	56.35			
			MMS-1	Morse talker morse tutor	115.00 (1.00)			
			GW	Brass Key on slate	35.50 (2.00)			
			MK	Datong morse keyboard	137.42			

TRIO TL922 LINEAR £1150.00

AKD WAVEMETER (VHF) £24.95

METEOR 600 FREQUENCY COUNTER £145.00

GOODS NORMALLY DESPATCHED WITHIN 24 HRS. — PRICES CORRECT AT TIME OF GOING TO PRESS — E&OE

Build yourself a **micron** transceiver at a price you can afford..

£241 FOR 6 BANDS/INTERNAL ATU/DIGITAL DISPLAY

OUR LATEST TRANSCEIVER KIT setting new standards in QRP performance. The MICRON is a 6 band CW only 8/10W output rig covering 80, 40, 30, 20, 15 & 10 metres (bottom 200kHz of each). A 0.25uV sensitivity receiver with AGC, S Meter, very stable VFO with IRT, 1W AF o/p to speaker and 3 position LC filter + selectable attenuator. Silent solid-state Rx/Tx switching with fast semi break-in + sidetone. Fully variable RF power o/p + optional SWR metering. +12v required.

PLUS fully finished smart CUSTOM CASE and hardware with UNIQUE facility for optional internal TRANSMATCH ATU and Full Frequency DIGITAL DISPLAY. The MICRON uses a high grade solder masked/screen printed pcb with comprehensive instructions using a step-by-step assembly manual designed for the relative newcomer. Mostly prewound coils and minimal test equipment needed for alignment.

EXPORT A PLEASURE!

PRICES. FULL KIT with all options including Case/Hardware/ATU/Metering/Digital display at an all-in £241. Or, 6-band pcb kit complete at £145 or with case is £182.50 and the options of INTERNAL ATU at £37, and DISPLAY at £38.50.

QRP for under £40?

ONLY NEEDS +12v. SPEAKER & KEY/MIC TO BE ON THE AIR!

FOR THE LESS AMBITIOUS, why not try our DSB80 kit? A 2W + DSB or CW VFO controlled TRANSCEIVER kit for either 80 or 160m at a ridiculous £39.95 for a complete pcb kit - over 1000 sold to date! It has a very sensitive receiver and is ideal for beginners. Punched aluminium CASE and HARDWARE for the DSB80 at £25.95, and digital display at £29.50 - all three kits for £85.00.



NEW! The MICRON MATCH ATU Kit, developed from the MICRON ATU, with its own case, connectors etc. Suitable for SWL or QRP (15W) from 1.8-30Mhz. With air spaced capacitors for only £39.95 inc.

2M FM UNDER £70?

We also make a popular 2M FM Tx/Rx kit - 6 channel crystal control at 1W RF o/p. Receiver at £39.50 and Tx at £34.50 ex crystals - both for £69.95. Optional PLL VFO available at £38.50.

OTHER KITS: DSB2 - enhanced version of the DSB80 for any single band 160-15m, DSB/CW 2W+ at £69.50 basic kit. SPEECH PROCESSOR - very popular kit at £14.65 to help get the DX! ALPHA - our 50W monoband SSB/CW Transceiver with case and display at £179.95. OMEGA - 9 band 100W multimode for the specialist constructor - write for details.

Why not join the ranks of satisfied customers building our Projects? All of our kits come with copious instructions, all components, pcb, wire, pots etc and many are designed for beginners. Our Products are used world wide and can help YOU get on the air. KITS are sent in 7-10 days but please allow up to 28 days for popular items. All prices include VAT and post. OVERSEAS - Europe use UK prices and Rest of World UK + 5% for carriage etc. CREDIT CARD orders can be left on our 24hr Answering Service. For our 40+ page CATALOGUE please send 50p in stamps. Kit Debug service available.

WPO COMMUNICATIONS



20 FARNHAM AVENUE, HASSOCKS
WEST SUSSEX BN6 8NS

G3WPO
MAIL ORDER ONLY

24hr
Ansaphone 07918 6149



2130UTC on 17.790MHz. Radio Moscow uses numerous frequencies—try 17.665, 17.680, 17.700, 17.775, 17.815, 17.850, 17.880, 15.110, 15.125, 15.135, 15.150, 15.210, 15.280, 15.320, 15.420, 15.455, 15.490, 15.510, 15.520 and 15.530! Overseas listeners wishing to hear BBC transmissions could tune to 15.070MHz or 15.255MHz.

Whilst conditions have sometimes been disturbed on these bands, due to solar activity, in general signals are very good from most parts of the globe, 15MHz providing many strong signals late at night in the UK. It is interesting to note how many broadcasting transmitters are now operating on "out-of-band" frequencies which have not yet been agreed by international conferences.

The frequencies used by broadcasting stations in the h.f. spectrum are allocated under agreements drawn up by the International Telecommunication Union (ITU) located in Geneva. The ITU is an agency of the United Nations and no less than 157 countries make up its members. In 1979,

the agreed broadcasting band limits were as shown in the table below for the 6–25MHz bands (49–11m). Other bands are also allocated, i.e. 5MHz (60m)*, 4MHz (75m), 3.3MHz (90m)* and 2.4MHz (120m)*. Note: * = Tropical bands for use in tropical zones.

The World Administrative Radio Conference for h.f. broadcasting met to discuss the extension of these limits and the ITU has not yet implemented the extensions. However, many broadcasters can now be heard in the "out-of-band" limits shown in Table 1, presumably because the allocated 1979 bands are overcrowded—no doubt the transmitter power rise has not helped the situation either. It is a pity that many of the ITU frequencies are wasted by jamming.

The 13MHz band

One band not detailed in the ITU 1979 list is the 13MHz band. Proposals are to introduce a band 13.600–13.800MHz. Checks on this band show that Radio

Moscow regularly uses the following frequencies: 13.645, 13.665, 13.680 and 13.705.

Band (m)	Band (MHz)	ITU 1979 agreed limits	Limits of "out of band" signals actually heard in UK
11	26	25.600–26.100	
13	21	21.450–21.750	21.450–21.810
16	17	17.700–17.900	17.570–17.995
19	15	15.100–15.450	15.010–15.650
25	11	11.700–11.975	11.500–12.165
31	9	9.500–9.775	9.025–10.040
41	7	7.100–7.300	7.010–7.450
49	6	5.950–6.200	5.880–6.215

The 11, 9 and 6MHz Bands

These bands continue to provide the bulk of the signals heard on the h.f. bands. Look for the strong signals from Peking on 11.500MHz with News in English at 1900UTC and other programme content at 2100UTC.

All-India Radio has English programmes and news on 11.620MHz from 1900UTC. Vatican Radio can be heard on 11.740MHz at 1400UTC and 9.640MHz at 1500UTC.

From "down-under", Radio Australia is a good signal from 1800–2000UTC on 6.035MHz and signals from New Zealand International on 9.600 may by now be heard—reports, please. Transworld Radio, Monte Carlo announces 9.500MHz as its frequency but is on 9.495MHz from 0800UTC. It can also be found on 6.215MHz at 0800 and 1845. The Voice of Vietnam is a strong signal on 10.040 at 2045 in English. Voice of America on 6.040MHz at 0700UTC gives news from the USA. For overseas readers, BBC can be heard on 12.095MHz, 9.405MHz, 6.180MHz, 5.975MHz and other frequencies during much of the day.

For Radio Finland look on 11.755MHz 0345–1930; 9.560MHz 0400; 9.665MHz at 1600 and 6.120MHz 0345–2200. Radio Sweden International is on 9.615MHz at 1300. ORF Austria 12.015 at 1400. Prague can be found on 11.990 at 0900 and 9.605 at 1400. Please send your reports for inclusion in the September issue to the new address given under Medium Wave heading, by the 15th of the month.

VHF BANDS

Reports to: Ron Ham BRS15744, Faraday, Greyfriars, Storrington, West Sussex RH20 4HE.

"Solar activity has revived," writes **Ted Waring**, Bristol, and that, readers, is our main theme this time. After a long period of minimal activity, your reports about band conditions associated with the various sunspots provide another good example of just how much influence the active sun can have over terrestrial radio communication.

Solar

On April 21, despite finding the 14MHz band somewhat dead, **Margaret Brownlow** G4LCU managed a rather special QSO whilst operating GB2CPM at Chalk Pits Museum, Amberley. At 1445 she worked VE8RCS, Fig. 1, the Polar Amateur Radio Club, in Alert some 450 nautical miles from the North Pole. The signals were watery and Margaret learnt that a solar flare and an aurora had manifested, probably making the QSO possible.

In view of that QSO, I was not surprised to find that at midday my radio telescope had recorded solar noise at 143MHz. I also recorded a few bursts from the sun on the 23rd and a noise storm on the 24th.

There is little doubt in my mind that the group of sunspots, observed and drawn by **Patrick Moore**, Selsey, at 0715 on the



by Ron Ham BRS15744

24th, Fig. 2, were responsible for these abnormal conditions. At 1500 on April 22 **Cmdr. Henry Hatfield**, Sevenoaks, using his spectroheliograph, observed an active plage and a small flare among the smaller spots in the group. Ted Waring counted some 14 sunspots on the same day.

At 0930 on the 26th Henry located a minor flare and two plages, so he was not surprised when his radio telescope recorded a solar noise storm. There were many individual bursts of noise, sometimes violent, at 136MHz between April 24 and 26 inclusive. The storm on the 26th sent my recording pens full scale as soon as the sun came into the beamwidth of my telescope's antenna.

During the afternoon of the 28th **Gerry Brownlow**, operating GB2CPM, heard a strong but watery signal from JW6BDH in Spitzbergen on 14MHz, which suddenly faded out after some 30 minutes.

"There was a brilliant aurora on the night of April 20/21," writes **Ron Livesey**, Glasgow, auroral co-ordinator of the British



Fig. 1

Astronomical Association. He received visual reports from his section contributors in the Faroe Islands, Nova Scotia, Scotland and Ulster and radio reports from Andy Stevens, Edinburgh and H. A. Snip on the Dutch weather ship *Cumulus*. The magnetometers used by both David Pettitt and Ron were very active about this time as well. Ron also learnt that a radio blackout occurred, affecting the frequency range 3.5 to 30MHz around 0928 on the 24th.

Thanks to an early warning **Andy Stafford** G4VPM, Paignton, made his first auroral QSOs with GM4IPK and GM4PPT on 144MHz during the afternoon of April 21.

Ted Waring reports counting 12 sunspots on May 8 and 10 on the 12th. "The spots on the 8th were in two groups of 6, one in the west and the other on the east side of the sun's disc," said Ted. Patrick Moore also plotted the progress of the spots between the 8th and 10th, Fig. 3




Fig. 2

Again these are no doubt the cause of the individual bursts of radio noise and the mild noise storm that I recorded from the sun between May 12 and 14 inclusive.

The 28MHz Band

"28MHz seems to have jumped into life again, mostly Es (sporadic-E), but also some F layer propagation as well," writes **Dave Coggins**, Knutsford. He received signals from the Canary Islands on April 30, Poland and the USSR on May 1, Germany and Italy on the 3rd, France and San Marino on the 6th and then Norway and Hungary on the 11th. In Belfast, **Bill Kelly**, using a NRD515 communications receiver and long-wire antenna, reports openings to Europe around 1500 on April 29 and 0930 on the 30th. From Storrington, **Fred Pallant** G3RNM logged stations from Argentina, Greece and Spain between 1721 and 1813 on the 30th and Scandinavia and the USSR at 1740 and 1755 respectively on May 1.

"On April 29/30 there were brief sporadic-E openings when stations from EA, HG, OZ, YU and 4X4 were heard," writes **Norman Hyde** G2AIH, Epsom. He adds, "The opening on May 1 was fantastic, particularly to eastern Europe, when sta-




Fig. 3

tions from Czechoslovakia, Finland, Germany, Hungary, Scandinavia and the USSR were heard or worked on both f.m. and s.s.b. It lasted from 0940 to 1330 when the band went dead." Norman also identified short periods of sporadic-E on May 2, 3, 9 and 11.

Listening to the c.w. end of 28MHz as practice for his forthcoming exam **Filip Rogister** ON1BRL logged stations from EA, DF, HG, LA, RA, SM and SP—all during the first few days of May. Gerry Brownlow heard the 28MHz band open up again to Europe during the afternoon of the 12th.

Propagation Beacons

After the quiet of the past few months it was good to read the change in style as letters came in. Norman Hyde reports hearing a new South African beacon ZS1LA together with ZS1CTB on May 4. Like other contributors, **Chris van den Berg**, The Hague, also logged ZS1LA and suggests that the beacon ZS1STB is now operating under this call. From the combined logs, I see that ZS1LA was heard on April 20, 26 and 30 then May 2, 3, 4 and 7.

Gordon Pheasant G4BPY, Walsall, even went portable to get some of his beacon reports on May 9. He used the ICF-

2001 on Felixstowe cliffs and heard EA6AU for the first time this season.

John Coulter, Winchester, says that he has now received a QSL card from the Cheshunt Radio Club acknowledging his report on 9L1FTN. John also kept an ear open for the beacons on 14-100MHz and heard CT3B, OH2B, 4U1UN and ZS6DN almost daily between April 16 and May 11 and 4X6TU daily from April 16 to 27.

Whilst on holiday in Suffolk, Gordon Pheasant used an IC-505, muTek pre-amplifier and a wire dipole for listening on the 50MHz band. Although his dipole was slung between the picture rails in a downstairs room, he heard signals from G6NB, G3NOX and G3ZIG on May 5. To his surprise he heard GM4FZH at 559 calling CQ on 50-112MHz and GM3WOJ replying on s.s.b. Between 0550 and 0625 on the 6th, Gordon heard a short "ping" of signal, via meteor scatter, of about one second duration every two or three minutes from the 50MHz beacon GB3SIX. "The poor antenna set-up seems to discriminate in favour of m.s.-type signals," said Gordon after hearing a lot of pings of carriers and positive IDs from G3ZIG and GM4FZH, between May 6 and 9.

Norman Hyde is now receiving on the 50MHz band with a half-wave dipole feeding a home-brew converter into his TS-130S receiver. At the time of writing he has heard 28 of the 100 authorised stations, a consistent signal from the RSGB HQ beacon GB3NHQ and meteor trail reflected signals from GB3SIX on several occasions.

The RSGB 144MHz band beacon at Wrotham GB3VHF (144-925MHz) was a consistent 539 signal at my QTH between April 15 and May 14 and Chris van den Berg heard it during the good tropo conditions on April 21 and 24. Dave Coggins is now active on the 430MHz band and, with his 48-element beam currently just 3m a.g.l., is receiving signals from the Yorkshire 430MHz band beacon GB3MLY 432-910MHz, on a daily basis.

"At present I am also monitoring the 28MHz band beacons with a vertically polarised 2-element quad antenna at 6m a.g.l. and it's super for bringing in that weak DX," writes Dave. His report, along with those from Chris van den Berg, John Coulter, **Len Fennel**, Wisbech, Norman Hyde, Billy Kelly, **Ted Owen**, Gordon Pheasant and Filip Rogister were used to compile the monthly chart of beacons heard, Fig. 4. It is interesting to note on the chart the concentration of beacon signals, heard in an area ranging from Ireland to Holland, between April 26 and May 7. I wonder, was the active sun the cause?

Tropospheric

The atmospheric pressure, measured at my QTH with a Short and Mason Barograph, was predominantly above 30.0in (1015mb) between April 15 and May 1. From May 2 to 14 it was mainly below this line, Fig. 5. Although v.h.f. conditions were about average throughout the period, reasonable improvements were experienced periodically between the 16th and 24th, with a minor tropospheric opening on days 23 and 24. "The low pressure during the first half of May has not helped DX,"

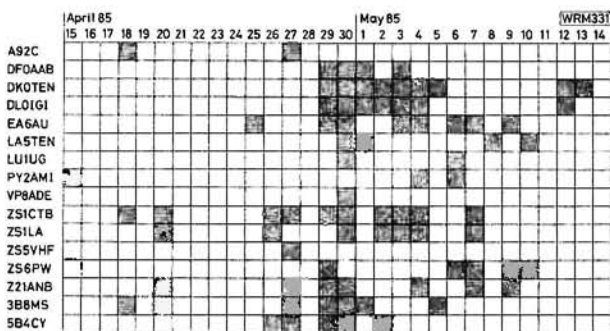


Fig. 4

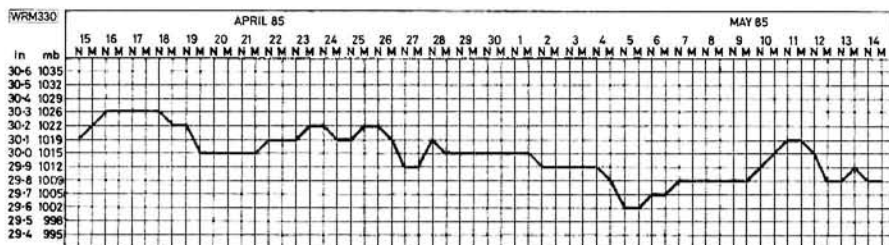


Fig. 5

remarked **Harold Brodribb**, St. Leonards on Sea. Andy Stafford tells me that up to May 11 his v.h.f./u.h.f. score for 1985 is 32 QTH locator squares, 43 countries and 10 countries on 144MHz and 18 squares, 19 countries and 7 countries on 430MHz.

While modifying his antenna system, Dave Coggins plans to use Slim Jims on 144MHz and 430MHz for beacon work and an 8-element Yagi on the 144MHz band for the c.w. and s.s.b. sections of the band. His 430MHz band listening his month has included signals from Cheshire, Staffordshire and Yorkshire.

Bill Kelly received signals from stations via the repeaters in Berwickshire GB3SB (R2) on April 17, 18, 23 and 24, Caernafon GB3AR (R4) on days 17 and 18 and Stockport GB3MN (R2) on days 18 and 24.

Band II

Harold Brodribb keeps a regular watch on Band II and on most days during the month

prior to May 12, he received signals from France Culture on 98 and 99.9MHz and Frequency Nord on 94.7 and 95.5MHz. Then during the improved conditions on April 22 he added programmes from Belgium and Holland to his list. I used the v.h.f. radio section on my Plustron TVR5D, with its own telescopic antenna, on the Sussex Downs at midday on April 17, 19 and 24 and heard several strong signals from France between 94 and 102MHz. From home on the 20th and 24th I heard a variety of Dutch, French and German stations, plus a few inter-station "warbles", with a few signals around 0800 on the 25th.

Simon Hamer, New Radnor, heard a whole range of signals during the evening of 24th. Signals identified were BBC local radio stations Kent, London and Norfolk, ILR stations Broadlands, Invicta Sound, Mercury, Pennine, Severn Sound and Southern Sound and BBC Radio 4 from the Channel Islands. "The new BBC local Radio Shropshire is putting in a very nice signal here on 96MHz," writes Simon. Bill Kelly,

using a Grundig 3000 receiver and a 2-element vertical beam, heard Radios City, Clyde, Preston and Red Rose on April 14 and 15, BBC Radio Cymru and Lancaster and ILR Westland on the 16th, BBC Radios Carlisle and Cumbria on the 18th and ILR stations Humberside and Manchester, BBC Cumbria and Lancaster and RTE 1 early on the 24th.



**Radio Amateur
Invalid and
Blind Club**

Find out how you can obtain help or how you can help others by sending a s.a.e. to the hon secretary, Mrs Cathy Clark G1GQJ, 9 Conigre, Chinnor, Oxford OX9 4JY.

TELEVISION

Reports: as for VHF Bands, but please keep separate.

Having seen his first sporadic-E opening on May 8 **Neil Purling** from Hull writes, "I can think of no better way of starting my DXing career than with a picture from the USSR". Well, I hope that by the end of the 1985 sporadic-E season you may well have seen pictures and/or testcards from Iceland to Moscow and Scandinavia to Spain.

Report from India

During the tropospheric disturbances on March 6, 8, 10, 12, 22, 23, and 29, **Major Rana Roy**, India, received pictures in Band III from Bahawalpur (Ch. 10), Faisalabad (Ch. 6), Lahore (Ch. 5) and Rawalpindi (Ch. 8). He managed to identify an announcer from Rawalpindi (Fig. 1), an advert (Fig. 2), a caption from Rawalpindi (Fig. 3) and a test card from Lahore (Fig. 4). Some of the pictures were in strong colour and among the items he saw were classical Indian music and various commercials. Rana also saw an American film called *Hunter*, a programme about poultry farming and news read by Ms Shaista Zaid.

Amateur (Fast Scan) TV

"There's a lot of ATV activity in Bristol and several stations are active on the 1.3GHz band including G4ZQF, G8GLQ and G8VPG. Several others, including myself, are able to receive television pictures on the 1.3GHz band," writes **Len Eastman** G8UUE, Bristol.

On the subject of receiving ATV pictures, especially in the 430MHz band, **Peter Lincoln** in Aldershot said, "I have copied G3MPS, a local operator transmitting on the ATV frequency, by tuning my Hitachi 4in black and white receiver at the low end". Peter also received G3MPS by tuning his Panasonic receiver to the bottom end of the u.h.f. range and he has learnt that some other Japanese TV sets will do the same.



by Ron Ham BRS15744

Narrow Band TV

"The first public demonstration of narrow bandwidth television was given at the 11th annual convention of the Narrow Bandwidth Television Association, held at Trent Polytechnic on April 27," writes **Norman Reynolds**, London. He added, "The incoming signal on 144MHz band f.m. was received by Jeremy Jago and me and the 32-line image, sent by G3PVH, was displayed on an oscilloscope display unit". Norman pointed out that the demonstration showed the viability of using simple mechanical equipment to send and display viewable and moving n.b. pictures within the normal bandwidths of amateur frequencies and, it is hoped to encourage further interest from the amateur radio fraternity. Details about the NBTA are available by sending an s.a.e. to their chairman, Doug Pitt, 1 Burnwood Drive, Wollaton, Nottingham NG8 2DJ.

Sporadic-E

"A superb Band I opening on May 1, it started just before midday and lasted about 3 hours, with a test card from Austria on Ch. E2 48-25MHz and several channels were carrying the May Day parade from the USSR," reports Len Eastman. He is looking forward to the current sporadic-E season because, now that the 405-line transmitters have left Band I, he can look for DX on Ch. E2 which was impossible while Wenvoe was on the air. During the month prior to April 25, Len saw bursts of pictures on Chs. E2, 3 and 4 and toward the end of last season, he received

captions (Figs. 5 and 6), cartoons (Fig. 7) and a presenter (Fig. 8) all in colour from Poland on Ch. R1 49-75MHz. Let's hope we see something similar this season Len and give your JVC CX610GB some more work.

In New Radnor **Simon Hamer** watched ice skating on Ch. R1 on April 17 and the London Marathon on Ch. E2 on the 21st. At 1500 on April 29, **Gordon Pheasant**, Walsall, received a test card on Ch. E3 55-25MHz, from Yugoslavia scribed JRT Belgrade. He also saw a programme showing lions on Ch. R1. Simon Hamer received a test card from Sweden TV1 Sverige on April 30. On May 1 he saw the May Day parade, with one of the generals being interviewed on Chs. R1 and 2. Both Gordon Pheasant and Len Eastman received the Austrian test card labelled ORF FS1 on Chs. E2, 3 and 4 on May 1. During the same event, **Harold Brodribb**, St Leonards on Sea, saw people dancing on Ch. R2 59-25MHz.

Around noon on the 2nd I received several bursts of pictures and test cards from Poland on Ch. R1. For about an hour after 0800 on the 3rd I watched a programme, sometimes in colour, about boating followed by a YL announcer with the DDR ident caption. Simon Hamer received a programme from Italy RAI on Ch. I1 on May 3. On the 5th, at about 0800, there was a mixture of signals—a programme about horses, the Austrian ORF FS1 test card and a caption that looked like MYSTKA, all between Chs. E2 and R1.

Neil Purling, using an experimental wide-band dipole in the loft feeding a Triax pre-amplifier, saw his first DXTV at 0840 on May 8. During the following few hours he received test cards from Germany and Sweden on Ch. E2. At midday, on Ch. R1, a Russian clock appeared followed by the HOBOTN caption behind their news reader. He also saw a programme which included scenes of Russian tanks and soldiers and views of the Kremlin.

At 0950 on May 11 Harold Brodribb saw fading pictures on Ch. E2. Early in the following afternoon he received intermit-



Fig. 1



Fig. 2



Fig. 3



Fig. 4



Fig. 5



Fig. 6



Fig. 7



Fig. 8



Fig. 9

Tropospheric

During the improved tropospheric conditions between April 18 and 24, Harold Brodribb received pictures from Belgium and France in Band III and negative pictures from France on the u.h.f. Chs. 48, 51 and 54. Simon Hamer just logged TDF Canal Plus in Band III on the 24th.

SSTV

"Not much to report with no DX being copied," writes Peter Lincoln for the month prior to May 13 and adds, "On May 6, the band was busy all afternoon, F3RT had several QSOs and stations from DL, HA and I all made an appearance".

tent pictures with cyrillic letters on Ch. R1 and football results from Italy on Ch. la (53.75MHz).

Between 1800 and 1823 on May 7, using a Trio 2000 communications receiver and a Sinclair Spectrum computer, with Scarab Systems software, for receiving slow scan television signals on 14.230MHz, I received strong pictures from I8GMG, working an ON and among his captions I copied were, "I AM VERY PLEASED FOR QSO", "RST 599", "PSE KKK" followed by a map of Italy showing his QTH. Earlier I saw the captions "TEST SSTV" and "GOOD AFTERNOON MY FRIEND". Although QRM and QSB were a problem during the afternoon of May 13, I saw the following captions, "TNX FOR CALL", "QTH NICE", "WX VY BAD", "A LOT OF RAIN" Fig. 9, and "BYE BYE". The caption in Fig. 9 was produced using an Alphacom 32 printer connected to the Spectrum.

SPACE & SATELLITES

Reports to: Pat Gowen G3IOR, 17 Heath Crescent, Halesdon, Norwich, Norfolk NR6 6XD.

Satellites in Shadow

As you read this column, the RS series of satellites will be experiencing some 34 minutes of total darkness each 120 minute orbit. This is brought about by the interpositioning of the earth between part of the satellites orbits and the sun. Consequently the charge to the batteries from the solar panels is reduced to some 70 per cent of normal. This will mean that the Radio trio will only be on for some two days per week until they start to see full sunlight again on 18 August 1985. This eclipse period started with just a few seconds of shadow at 1025UTC on June 2, building up to its present maxima in the first week of July, and ceasing after some 77 days, before which the batteries will have been served with enough power to permit full time operation once again.

Not only does the eclipse reduce power availability, but it also reduces the battery temperature, and as NiCad cells have a negative temperature voltage co-efficient, greater power is used and less of what is

available is fed in as charge. One way out of this problem is to try to keep the battery as well charged as possible by limiting use, so that the available solar power is trying to charge an already charged battery, thus giving additional heating by I²R losses at the batteries.

Our keener RS enthusiasts may wish to follow the eclipse effects by observing some of the telemetry, and decoding it to show the values of temperature and voltage over time. The following frames will be of interest:

Prefix letter(s) "D" or "ED" is the battery voltage, obtained by multiplying the figure value by 0.2 to give true voltage.

"O" or "EO" is the charge current of the battery in milliamps, found by the formula $20 \times (100 - n)$ where n is the number value.

The channels prefixed "NO", "NG" and



by Pat Gowen G3IOR

"NU" (or "RO", "RG" and "NU" if under command) show the 1st, 2nd and 3rd solar panel temperatures respectively in degrees Celsius and can be read by the formula 2.7 (n-26) where n is the number value sent.

"NS" (or "RS") is the temperature of the on-board equipment, and has the decoding formula 0.8 (n-5) to give its temperature in C, whilst "NW" (or "RW") is the temperature of the hermetically sealed section, and can be decoded by 0.8 (n-10) to give its Celsius temperature.

Watch for the channel commencing with "MO" or "WO" which is a small on-board heater to control the environment within the satellite, as this could confuse some of your temperature readings. If it is on, the heating power (in watts) is given by $n \times 0.1$.

A Million Satellites

The v.h.f. bands, both amateur and commercial, were packed with almost continuous signals from the far ends of Europe from May 4 to 6, as many micro-meteorites hit the top of earth's atmosphere and burned out to produce ionised tracks giving excellent meteor scatter (m.s.) propagation.

These natural satellites came from Halley's Comet in its 75 year elliptical solar

WOOD & DOUGLAS

* NEW CATALOGUE * NEW PRODUCTS * NEW PRICES

Package Prices

1 500mW TV Transmitter	(70FM05T4 + TVM1 + BPF433)	Kit	40.00
2 500mW TV Transceiver	(As 1 above plus TVIP2 + PSI 433)		65.00
3 10W TV Transmitter	(As 1 above plus 70FM10 + BDX35)		75.00
4 10W TV Transceiver	(As 2 above plus 70FM10 + BDX35)		100.00
5 70cms 500mW FM Transceiver	(70T4 + 70RS + SSR1 + 3PF)		90.00
6 70cms 10W FM Transceiver	(As 5 above plus 70FM10)		115.00
7 2M Linear/Pre-amp 10W	(144PA4/S + 144LIN10B)		45.00
8 2M Linear/Pre-amp 25W	(144PA4/S + 144LIN25B)		48.00
9 2M Linear/Pre-amp 25W	(144PA4/S + 144LIN25C)		51.00
9 70cms Synthesised 10W Transceiver	(RS + SY + AX + MOD + SSR + 70FM10)		165.00
10 2M Synthesised 10W Transceiver	(RS + SY + SY2T + SSR + 144FM10A)		125.00
11 2M Crystal Controlled 10W Transceiver	(RS + T3 + BPF + 144FM10 + SSR)		95.00
12 70cms Linear/Pre-amp	(70LIN10 + 70PA2/S)		47.00
13 24cms FMTV Receive, video out (Kit)	(VIDIF, 1250DC50 Boxed)		105.00
14 24cms FMTV Receive, video out (Ass)	(VIDIF, 1250DC50 Boxed)		120.00
15 24cms FMTV Receive, Ch 36 out (Kit)	(VIDIF, TVMOD1, 1250DC50 Boxed)		110.00
16 24cms FMTV Receive, Ch 36 out (Ass)	(VIDIF, TVMOD1, 1250DC50 Boxed)		125.00
17 24cms FMTV Transmitter (Kit)	(UFM01, 70LIN3/LT, 70FM10, WDV400/1200 Boxed)		140.00
18 24cms FMTV Transmitter (Ass)	(UFM01, 70LIN3/LT, WDV400/1200 Boxed)		170.00

70cms Transceiver Kits and Accessories

FM Transceiver (0.5W)	70FM05T4	Assembled	Kit
FM Receiver (with PIN RF c/o)	70FM05R5	52.25	33.05
Transmitter 6 Channel Adaptor	70MCO6T	68.75	48.10
Receiver 6 Channel Adaptor	70MCO6R	21.75	14.95
Synthesiser (2 PCB's)	70SY25B	25.95	18.80
Synthesiser Transmitter Amp	A-X3U-06F	91.60	65.35
Synthesiser Modulator	MOD 1	36.40	24.30
Bandpass Filter	BPF 433	9.10	5.75
PIN RF Switch	PSI 433	6.95	3.65
Converter (2M or 10M i.f.)	70RX2/2	7.90	5.60
		28.40	21.10

70cms Power Amplifiers (FM/CW Use)

500mW to 500mW	70FM1	24.60	15.75
500mW to 3W	70FM3	28.75	20.50
500mW to 10W	70FM10	48.10	38.50
3W to 10W	70FM3/10	27.05	21.05
10W to 40W	70FM40	78.60	60.20
Combined Power Amp/Pre Amp (Auto Changeover)	70PA/FM10	63.50	46.10
500mW to 3W (Auto Changeover)	70FM3B	T.B.C.	T.B.C.

75cms Linears

500mW to 3W (Straight amp, no changeover)	70LIN3/LT	31.40	23.10
3W to 10W (Auto Changeover)	70LIN3/10E	47.20	35.70
1W to 7W (Auto Changeover)	70LIN10	50.15	37.40

Details of these and other new products are included in our 1985 catalogue. This will be posted to you on receipt of an A5 stamped self addressed envelope. Kits are usually available by return of post but please allow 28 days for any unforeseen shortages. Place your order by post or by telephone using your credit card. Please include £1.00 to cover order handling and postage. Our products are kits or assembled kits consisting of circuit board and all components to mount on the board. We do not include external hardware such as boxes, connectors, etc. If your purchase does not work when assembled then apart from being surprised we will offer to service the module for a small charge depending on the complexity of the project. So please remember...

ANYONE CAN SELL A KIT... REPUTATION SELLS OURS

UNIT 13, YOUNGS INDUSTRIAL ESTATE
ALDERMASTON, READING RG7 4PQ
TEL: (073 56) 71444 TX: 848702



SOUTH WEST AERIALS



£69.95

TV-DX RECEIVER DOMESTIC RECEIVER COMPUTER MONITOR

These are some of the uses of the flexible WALTHAM 416. This 6" screen VHF/UHF TV is for System B/G operation (5.5MHz sound offset) but can easily be altered to System I operation (6MHz sound offset) for UK reception. This TV serves as a set/monitor for the potential TV-DXer and Amateur TV enthusiast - and it even copes as a v.d.u. for the home microcomputer.

Features of the 416 are sharp selectivity and good sensitivity via 4 individually tuned i.f. stages and the VHF tuner has 2 r.f. stages. Bands 1,3 & UHF are completely covered, all bands (VHF & UHF) feature continuous varicap tuning for ease of operation, the set has two internal speakers for maximum sound quality.

A ten section telescopic whip antenna is situated at the rear, also a 75 ohm coaxial aerial input socket. Power is derived from either A.C. mains or a 12 volt D.C. source, all plugs and cables are supplied. The controls of this modern receiver are in a conveniently recessed but easily accessible position on top of the television, together with a fold-away carrying handle. Tuning control and a clear scale readout are situated at the front of the receiver. The WALTHAM 416 is a modern and reliable television receiver made for the W.German market.

WALTHAM 416 6" screen VHF/UHF mono TV (5.5MHz sound) £69.95 inc. of VAT. Carriage and insurance £3.75 (adjustment to 6MHz sound offset for UK TV standard available at an additional cost of £2.50). Delivery normally 3-5 working days.

STOP PRESS... Much sought after PHILIPS G8 SELECTIVITY UNITS and VISION GAIN MODULES now in stock. Limited quantities, brand new - all in screening cans £2.50 each or £4.50 for 2 (inclusive of post & packing).

Our 1985 CATALOGUE features the above receiver and contains extensive listings of Aerials (DXing and domestic), Amplifiers, Filters, Rotators etc and many other associated items. Send for your copy only 60p. A customer consultancy service is available to solve difficult reception problems (enclose SAE please) TV/FM DXing is our speciality. ACCESS & VISA Mail and Telephone orders welcome.



SOUTH WEST AERIALS (PW)

11, Kent Road, Parkstone,
Poole, Dorset BH12 2EH. Tel: 0202 738232



GAREX THE SCANNER SPECIALISTS

J.I.L. SX-200-N - THE SUPERIOR SCANNER

- * The choice of the professionals
- * AM + FM all bands
- * Wide coverage: 26-88, 108-180, 380-514MHz
- * 16 memories * Positive action keyboard
- * Proven reliability * 12v DC & 230v AC
- * S-meter & 96-108MHz converter available

£325

REVCO RS-2000-E - THE VERSATILE SCANNER

- * 70 memories * AM + FM all bands
- * Covers: 60-180MHz (no gap), 380-520MHz
- * Search & store of active channels
- * All the usual search & scan functions
- * 12v DC & 230v AC operation
- * Counts activity of selected channel

£259

J.I.L. SX-400 - THE PROFESSIONAL SCANNER

- * Designed for easy plug-in expansion
- * Basic coverage 26-520MHz (no gaps)
- * AM + FM (manual, automatic or programmable)
- * Computer interfacing for limitless memory, remote control & data logging
- * Switchable channel spacing & I.F. bandwidths
- * I.F. output terminals (10.7MHz & 455KHz)
- * Specifications set by the professionals

£625

Regulated mains adaptor for SX-400 £29.50
SX232 (RS232 interface) now available £224.25

RF CONVERTERS AVAILABLE

RF8014 (800MHz - 1.4GHz)	£225.00
RF5080 (500 - 800MHz)	£225.00
RF1030 (100KHz - 30MHz)	£299.00
ACB300 (Auto antenna control box)	£115.00

REGENCY HX2000 - HANDHELD SCANNER

- * Covers: 60-90, 118-175, 406-496MHz
- * AM + FM all bands * 5, 10, 12 1/2 KHz steps
- * All the usual scan & search functions
- * 20 memories. Nicads, charger, flexiwhip antenna

£269

* REVCON *

A superb quality 16 element, all British made VHF/UHF broadband fixed station aerial from Revco. Ideally suited to all scanners and other VHF/UHF Receivers
Covers 50-500MHz PRICE £27.45 inc

ASK FOR OUR LIST OF SECONDHAND SCANNER BARGAINS

NEW! REGENCY MX7000 MOBILE SCANNER

- * 25-550MHz & 800MHz-1.3GHz.
- * FM & AM all bands * Superb sensitivity £399
- RESISTOR KITS** a top selling line for many years. E12 series, 5% carbon film, 10w to 1m, 61 values, general purpose rating 1/4W or 1/2W (state which).
- Starter pack 5 each value (305 pieces) £3.10
- Standard pack 10 each value (610 pieces) £5.55
- Mixed pack, 5 each 1/4W + 1/2W (610 pieces) £5.55
- Giant pack, 25 each value (1525 pieces) £13.60
- DC/DC TRANSISTORISED INVERTERS** 12V input, 400V 200mA rectified and fully smoothed output £9.50
- This unit is a chassis section cut from used R/T equipment, tidied, fully wired & tested. Free-standing but no luxuries like cabinet. 24v version - same price. SAE for details.

We have in stock a very large range of spare parts for PYE RADIOTELEPHONES. Models include Olympic, Westminster, Whitehall, Europa, Mascots and PF70 Series. Parts also available for Cambridge, Vanguard etc. etc.

SAE FOR FREE EXTENSIVE LIST

GAREX FM DETECTOR and squelch conversion for Pye R/T equipment Ready Assembled, full instructions. Tailor-made, easy-fit design, replaces existing squelch board, with minimum of modifications. For AM Cambridge £6.30; for Vanguard AM25B (Valve RX) £6.10; for Transistor Vanguard AM25T £6.95.



MAIN DISTRIBUTOR OF REVCO PRODUCTS

PRICES INCLUDE UK P&P and 15% VAT.

Goods normally despatched by return



Phone now for details of our interest free credit

GAREX ELECTRONICS
7 NORVIC ROAD, MARSWORTH, TRING,
HERTS, HP23 4LS

Phone 0296 668684. Callers by appointment only

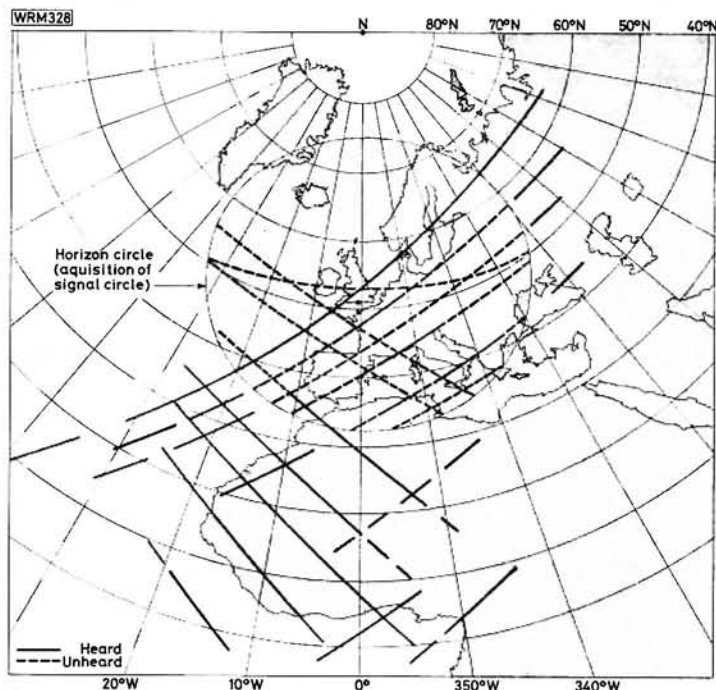


Fig. 1

orbit. At each visit, the sun heat melts the ice up to 2 metres deep, and liberates the gritty dust particles which are distributed along the orbital path of the comet by light pressure and the solar wind. In addition to m.s., excellent sporadic-E (Es) propagation followed, and it is one of several good theories that Es is brought about by fine meteor dust falling into the near E layer.

John Branegan, GM4IHJ has computed that repeat phenomena should occur on October 20 this year as earth crosses the outgoing Halley track just ahead of the actual comet, and again on 4/5 May 1986 as we go through the incoming track six months after the passing of the comet.

Arsene

F3HK reports that the French group, with the help of Universities, schools and many radio amateurs, have now almost completed the building stage of their satellite. Constraints have meant the abandoning of the proposed 10GHz beacon, and the kick-motor has had to be started again from scratch. The digital transponder will not be aboard, so there will be no "flying mailbox". Of course digital communications can take place on the provided linear transponders. Launch with AMSAT Phase IIIc, now appears unlikely, but it is hoped that the spacecraft will fly on the second ARIANE IV mission later in 1986. The prime Mode B 435 to 145MHz transponder will have the passband split into four segments, each with its own a.i.c. system, to help overcome the "alligator" menace of QRO uplinkers.

A second Mode F transponder will have a 430MHz band uplink with a 10GHz band downlink, and beacons on the 145MHz, 435MHz and 1269MHz bands are planned. They will carry phase-shift keying telemetry with updated stored messages, and will give a continuous carrier for Doppler observations when unmodulated.

The final orbit proposed will be a slightly

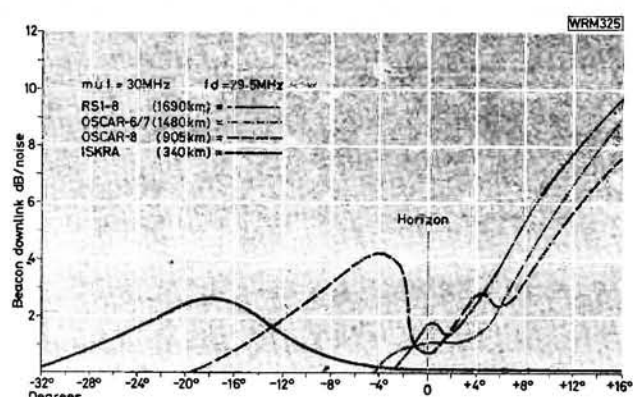


Fig. 2

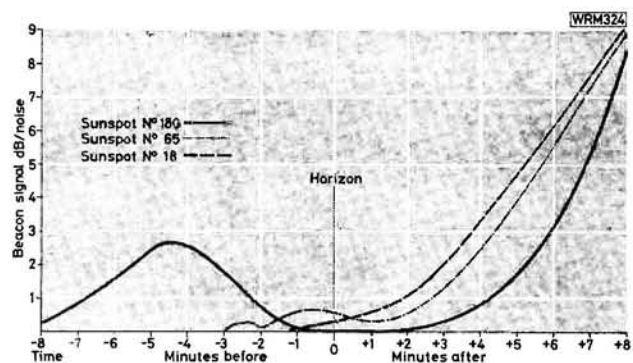


Fig. 3

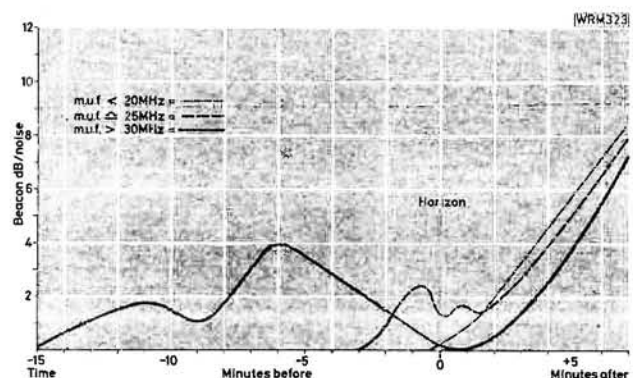


Fig. 4

elliptical equatorial drifter, with an apogee of 36 000km and a perigee of 20 000km, at an inclination of close to 0 degrees. It will take some two months from launch to stabilise and test, after which period it will be generally available to all.

OSCAR—10

The dreaded apogee eclipse starting August 5 and continuing until December 2 will mean some drastic pruning of operational time in order to maintain the battery and temperature. From August 1, the transponders will be off from mean anomaly (m.a) 30 to 189, on Mode L from m.a. 190 to 206, and on Mode B from m.a. 207 through perigee to m.a. 29. This may mean employing the monopole antennas, with a marked loss of gain, but with the satellite much closer to us, so DX will be far less but signals reasonably good still, with little spin-modulation. The tilt angle will be 15 degrees + or -, the former benefitting the northern hemisphere, the latter the southern.

Shuttle Shuffle

NASA, ARRL and AMSAT reports indicate that the plan for the comprehensive activity on the July 15 SPACELAB-2 STS-51F *Challenger* shuttle mission (see SSTV on STS page 75 May 1985 PW) will have to be modified, due to problems that have arisen with cargo now preventing mounting the antennas in the cargo-bay as planned. A window system therefore has to be employed (as on STS-9), and as full visibility of a deployed satellite is required for at least the first three and a half days of mission elapsed time, no antenna can be positioned there, as this would interfere with the clear view necessary to permit full observation.

Not only does this mean restricted antenna radiation and coverage on the 145MHz band, but severe limitations are placed upon the dimensions of the 29MHz band antenna, all of which mean modifications to the earlier intentions. It will now be necessary to drop the plans for the 29MHz band altogether, but at least some twenty

opportunities for direct 145MHz band contacts using a downlink of S22 (145-550MHz) should arise with **Dr. Tony England WOORE**, though mainly restricted to schedules pre-arranged with school and club stations, with a few random contacts as time and limitations permit. If your club, school, University station etc., wishes to apply for a schedule with the mission, write to ARRL, 225 Main Street, Newington, Connecticut, USA.

The SSTV transmissions will also come down on S22 f.m. (+/- Doppler shift) and will be sent as a single Robot frame of 12-seconds scan high definition colour for 36 seconds, followed by a 12-seconds duration 8-second scan of medium definition colour that will be black and white compatible. Including the c.w. identifier, each transmission will last 80 seconds before repetition. Both the amateur video camera looking out of the porthole, and the NASA camera underslung in the cargo bay will be used, mainly the latter to give a freeze frame from outer space. The patch insignia (logo) will be sent frequently to aid line-up of an easy-to-identify picture. **Dr. John David Bartoe W4NYZ**, also hopes to find the time in a very busy schedule to be able to operate.

AMSAT will operate a mission station from the Goddard Spaceflight Centre at Greenbelt, Maryland, callsign WA3NAN, on 14-290MHz \pm QRM that will provide continuous mission update and operational opportunities, and will relay the shuttle audio.

From 40 000 applications, WB2MBW, XYL of WB2VAT (both AMSAT members) has been shortlisted as a likely future lady teacher-astronaut on the shuttle programme, so even more amateur space opportunities may evolve.

HF Satellites

Radio amateurs were the first to track the first artificial satellite SPUTNIK-1 on 20MHz, and found that it could be heard well below the radio-horizon, and even over the antipodes. This was thought to be due to the fact that the orbit placed the spacecraft below the F2 maxima, hence giving conventional ionospheric reflection. Later OSCAR spacecraft, well above the F2 layer, were also found to be giving excel-

lent signals from their 29MHz beacons when they were theoretically well out of range, but only rarely was it possible to access the transponders via the 145MHz uplink. The curve for the RS-8 29-5MHz beacon at high, medium and low m.u.f. levels for mean overhead passes from the south-west is shown in Fig. 2.

Despite the very low signal level, the 21-002MHz UOSAT OSCAR-9 also manifested excellent sub-horizon characteristics, particularly when the sunspot number was elevated as shown in Fig. 3. This was co-incident with high attenuation when the spacecraft was at low angles of elevation, due to the interpositioning of the angularly increased densely ionised layers.

The manifestation is a function of the satellite height also, as can be seen by Fig. 4, which shows the occurrence of sub-horizon strength with various satellites when the m.u.f. is close to the signal source frequency. ISKRA, the first 21 to 29MHz communication satellite was frequently heard well when it was sub-horizon, and often not heard when it was well above as can be seen by the tracks in Fig. 1.

This means that despite the current sunspot minima, the forthcoming Mode K on the coming RS launch may extend the range of the 1500km orbit considerably, and permit contacts well outside the limiting range of the current Mode A transponders. To date, only six satellite DXCCs have been issued, four in the USA, and two in the UK (G3IOR and G6RH). Many stations have worked the ninety or so countries that are in range, and will be anxiously awaiting the opportunity provided by the December 1985 launch to achieve their long awaited award.

A comprehensive paper on the full propagational h.f. satellite characteristics is published by the Institute of Electrical Engineers, pages 18-22, *Aspects of High-Frequency Communications Satellites*, P. J. A. Gowen, Conference Publication Number 245, "HF Communication Systems and Techniques", and includes many references for those interested in the full story.

ACSB

Readers will recall reading of the advantages to be found with this system in the April issue of *PW*. Project Oscar, who

donate all proceeds to AMSAT, and have pioneered many helpful campaigns in the past, are now offering Level 1 printed circuit boards for the system, one for the TX providing compression and equalisation, and one for the RX providing de-equalisation and expansion. Two IRC's and a self-addressed envelope will provide details if sent to Project Oscar, ACSSB 1, 15 Valders Lane, Watsonville, California 95076, USA.

DX News & Shorts

FB8XC, HZ1HZ (Crown Prince Ahmed Zaidan, QSL N7RO), are now on OSCAR-10. GD4CUO worked 630 QSOs, 32 US States, and 32 DXCC Countries on the Isle of Man Oscar DXpedition. DL1CF and ON7HP have WAS OSCAR-10. WOCA will be giving mid-week OSCAR-10 bulletins on the H2 channel. ARRL have offered a \$10 000 donation matching fund for future AMSAT satellite funding. The AMSAT lab at the Goddard Space Flight Centre is being returned to NASA, and AMSAT Manager N2CF is now leaving for an ARRL post. Nominations, from five AMSAT members or a member society, for the election of candidates for the AMSAT Board of Directors should be lodged with AMSAT by July 31.

Satellite Information Nets

To help readers keep up to date with short-term topical information, here is a list of the main nets that provide update of the many happenings on the satellite scene, which you are welcome to partake in or merely monitor.

AMSAT-UK Net: Sundays, 1015 local time, 3-780MHz. Net Control: Ron G3AAJ, or Richard G3RWL on each last Sunday of the month.

AMSAT International Net: Sundays, 1800UTC, 21-280MHz. Net Control: Rip WA2LQQ; Wray W8GQW, or N4HY. (Note: Propagation is very poor at this time, and the net will be temporarily suspended until the path is effective again.)

AMSAT International Net: Sundays, 1900UTC, 14-282MHz. Control as above. Propagation more dependable than on

Thanks to NASA, AMSAT and KA9Q for the information in the chart

Satellite	OSCAR 9	OSCAR 10	OSCAR 11	RS 5	RS 7	RS 8
Epoch Time	85052-15431026	85055-81351891	85051-22662318	85054-26819137	85056-23688768	85033-43517227
Inclination	97-6206°	26-0672°	98-2082°	82-9602°	82-9565°	82-9573°
RAAN	37-2521°	151-3504°	118-2460°	6-8376°	1-2332°	20-5848°
Eccentricity	0-0002079	0-5990479	0-0012191	0-0009750	0-0020829	0-0020315
Arg. of Perigee	355-7450°	351-0336°	229-5884°	311-2350°	228-1513°	43-9804°
Mean	4-3844°	1-8484°	130-4257°	48-7873°	131-7764°	316-2868°
Anomaly						
Mean Motion (r.p.d.)	15-26989174	2-05855313	14-61945915	12-05058932	12-08691800	12-02953923
Decay Rate (r/d ²)	1-47e-05	-2-9e-07	-2-5e-07	4e-08	4e-08	4e-08
Epoch Rev	18752	1281	5194	14018	14084	13743
SMA (km)	6859-921	26105-553	7062-113	8033-815	8017-699	8043-191
Anom. Period (min)	94-303223	699-520444	98-498856	119-496231	119-137070	119-705333
Apogee (km)	483-318	35365-985	704-723	1675-415	1667-942	1691-543
Perigee (km)	480-465	4089-032	687-504	1659-749	1634-542	1658-863
Beacon (MHz)	145-825	145-810	145-826	29-451	29-501	29-502

21MHz. If you have information to pass, be on the net frequency in the previous thirty minutes to permit the net to start on time.

AMSAT-UK Information Net: Mondays, 7.00pm local time, 3-780MHz \pm QRM. Net Control: Ron G3AAJ.

AMSAT-UK Information Net: Wednesdays, 7.00pm local time, otherwise as above.

AMSAT-European Net: Saturdays, 1000UTC, 14-280MHz \pm QRM. Net Con-

trol: Nico PA0DLO. (Note: As Nico may be out of skip to UK stations, pass your information via LZ1AB, SV1DO, DL1CF, SM0NBJ, UA3CR, OH6EH, or any member you can reach.)

SPUTNIK Net: Saturdays, 1500MSK, 14-290MHz \pm QRM. Net Control: Leo UA3CR, secondly Alex UB5MGW. (Note: The basic language is Russian, but translation is on hand.)

.Nets and Broadcasts take place on

OSCAR-10 on either the H2 or ACNF frequencies, 145-962 or 145-957MHz according to the mutual satellite availability (see earlier issues on this topic). It is **always** worth monitoring the ACNF frequency, where much information is exchanged and topics of space interest are aired on a regular basis. Regional AMSAT-UK nets occur regularly on 144-280 s.s.b. and the 145MHz f.m. simplex channels; for full information s.a.e. to G3AAJ.

RTTY

Reports: as for VHF Bands, but please keep separate.

A new radio society has been formed in south Hampshire called, the Amateur Radio And Computers Club and their aims are to promote the increasing use of computers in the field of amateur radio and to encourage digital communications, such as AMTOR, RTTY and Packet radio. At present they meet bi-monthly at the Crown public house, Bishops Waltham, Hants, but regular monthly meetings are planned for the Autumn. One of their members, Mark Johnson G4ZRT, has written a sophisticated ASCII mailbox programme for the BBC micro which has been given to club members and is proving very popular. Since the club's formation, there has been so much ASCII/Packet activity on the data frequency 144-675MHz, that it has been decided to also use 144-525 and 144-550MHz for data traffic in their area to help relieve the congestion. Further details are available from the AMRAC secretary, Trevor Tugwell, 50 Maybridge, Fareham, Hants, or telephone 04895 81032.

BARTG members, **Ann and Nigel Babage** G4YKK and G1DZB, West Molesey, enjoy using RTTY, mainly on 144MHz with a FT480R and FT726 and sometimes on h.f. with a FT101ZD. Among their data equipment is a modified ST5 terminal unit, a Tono Theta 550 communications terminal, a Creed 444 printer and a Sinclair Spectrum computer with Scarab Systems software.

During April, **Peter Lincoln**, Aldershot, found the 14MHz band RTTY frequency (14-090MHz) active on most days to Europe plus a few openings to the far east. "CT2CQ and the ZS6CC mailbox were regular users of the band and I have received signals from the USA in the late afternoons and the ARRL news bulletin around 2200GMT", writes Peter. He also copied signals from A92DU, a new one for him and he is keeping his fingers crossed for confirmation. Between midnight and 0100GMT on May 11, Peter read good signals from stations in Chile, Costa Rica and Venezuela and earlier on the 10th, 9V1VS was his best DX. He also reports that TG9HH was on quite often using 75 baud CCIT and usually copied very well and during a quick listen at 1400 on the 12th he logged a 9K2. Currently, Peter is trying out a RTTY programme, supplied by Mike Farrington G8CNB, on his Sharp MZ-700 computer and says that it works very well and is easy to tune. "Mike hopes to have programs available soon for AMTOR and



by Ron Ham BR515744

Packet radio," said Peter, who would like a chat with anyone using Sharp MZ80 or 700 computers in connection with amateur radio. You can telephone him on 0252 317870.

Len Fennelaw G4ODH, Wisbech, is equipped with an updated FRG 7700 communications receiver, FRT 7700 a.t.u., a variety of wire dipoles and a Tono communications terminal for reading AMTOR and RTTY signals on all bands, from 3-5MHz through to 28MHz. His RTTY log, in conjunction with my own, was used to prepare our monthly band analysis of countries heard on RTTY, Fig. 1. During the same period, Len, received AMTOR signals from stations in England, Germany and Switzerland on 3-5MHz and Chile, England, Germany, Italy and Switzerland on 14MHz. The immaculate letter and detailed log which I received from Len was prepared on a BBC micro with an Acorn view processor and stored on disc. Unlike 14MHz, the 21MHz band was open occasionally and between us we copied signals from Brazil, Chile, Germany, Israel, Oman and Venezuela around 21-090MHz.

According to a count up in my log for the period April 15 to May 14, German stations led the field on the 3-5MHz band and the Italians dominated 7MHz and 14MHz and among the special callsigns I copied

Country	Prefix	Band (MHz)			
		3-5	7	14	21
Alaska	KL7, WL7			X	
Austria	OE		X	X	
Balearic Is.	EA6			X	
Belgium	ON	X		X	
Brazil	PY				X
Canada	VE			X	
Canary Is.	EA8			X	
Ceuta & Melilla	EA9			X	
Chile	CE				X
Cyprus	5B4			X	
Czechoslovakia	OK			X	
England	G	X	X	X	
Finland	OH			X	
France	F		X	X	
Germany	DF, DJ, DK, DL	X	X	X	X
Gozo & Comino	9H4			X	
Greece	SV			X	
Holland	PA		X	X	
Hungary	HA		X	X	
Israel	4X4			X	X
Italy	I		X	X	
Malta	9H			X	
Mauritania	5T5			X	
Mauritius	3B8			X	
Norway	LA			X	
Oman	A4X				X
Poland	SP			X	
Portugal	CT1			X	
Rumania	YO			X	
Sardinia	ISO			X	
Sicily	IT9			X	
Spain	EA			X	X
Sweden	SM			X	
Switzerland	HB9	X	X		
USA	K, W1-9			X	
USSR	UA, UB, UT, UZ			X	
Venezuela	YV			X	X
Yugoslavia	YU			X	

Fig. 1

were, A4XRS saying, "THIS IS THE HQ STATION OF THE ROYAL OMANI ARS" and "WELCOME TO DF3UM AUTO-RESPONSE SYSTEM" on 14MHz and "ON6AR THE CLUB STATION FOR ANTWERP RADIO AMATEURS" on 3-5MHz.

NEXT MONTH



Watch out for Part 1 of a series on weather satellites by Terry Weatherley G3WDI

FREQUENCY COUNTERS

HIGH PERFORMANCE
HIGH RELIABILITY
LOW COST

EX-STOCK
DELIVERY

The brand new Meteor series of 8 digit Frequency Counters offer the lowest cost professional performance available anywhere

- ★ Measuring typically 2Hz - 1.2GHz
- ★ Sensitivity < 50mV at 1GHz
- ★ Setability 0.5ppm
- ★ High Accuracy
- ★ 3 Gate Times
- ★ Low Pass Filter
- ★ Battery or Mains
- ★ Factory Calibrated
- ★ 1-Year Guarantee
- ★ 0.5" easy to read L.E.D. Display

PRICES (Inc. adaptor/charger, P & P and VAT)

METEOR 100	(100MHz)	£116.72
METEOR 600	(600MHz)	£147.77
METEOR 1000	(1GHz)	£204.12

**NOW AVAILABLE WITH
T.C.X.O. OPTION**
Illustrated colour brochure
with technical specification
and prices available on request.



Designed and
manufactured
in Britain.

Black★Star

BLACK STAR LTD (DEPT. P.W.), 4 Stephenson Road, St. Ives,
Huntingdon, Cambs. PE17 4EB, England.
Tel: (0480) 62440 Telex: 32339

STOCK CRYSTALS

CRYSTALS FOR 2 METRES
HC25 £2.15 FOR ONE CRYSTAL, £1.96 WHEN 2 OR MORE PURCHASED
HC6 £2.15 FOR ONE CRYSTAL, £2.05 WHEN 2 OR MORE PURCHASED

TX CRYSTALS			
HC6/U	4 & 8MHz 30PF	44MHz SERIES RES	RO TO R7
HC25/U	12MHz 30 & 40PF	44MHz SERIES RES	RO TO R7
HC25/U	18MHz 25 & 20PF	14/15MHz 20 & 30PF	RO TO R7
HC25		SCANNER XTLS (NOT SR9)	RO TO R7

Full list available on request, please send SAE

4 METRE CRYSTALS FOR 70.25 IN HC6/U AT £2.40 each
TX 8.78250 RX 29.78000

70CM CRYSTALS £5.00/pr or £2.50 each
For Pye PF1 PF2 & PF70 series Wood & Douglas and FDK MULTI U11
SUB(433.2) SU20 RB0 RB2 RB4 RB6 RB10 RB11 RB13 RB14 RB15
ALSO FOR MULTI U11 ONLY SU16 SU18

CONVERTER CRYSTALS IN HC18/U AT £2.95 each
22.000, 38.666, 42.000, 96.000, 101.000, 101.500, 105.666, 116.000

FREQUENCY STANDARDS £2.75 each
HC6/U 1000kHz 3.50MHz 5.00MHz 10.00MHz 10.700MHz

HC18/U 1000kHz 7.00MHz 10.70MHz 48.00MHz 100.00MHz

Also HC6/U 455kHz £3.25 each

ONEBURST, I.F. & MPU CRYSTALS IN HC18 £2.25 each

7.168MHz (For 1750 Hz Tone), 10.245 (for 10.7 IF)

3.2768 4.000 5.0688 10.2400 14.3180 15.00000

YAESU CRYSTALS FOR FT101's FT901 & etc £4.00 each

Many available ex stock (A list is available on request please send SAE)

QUARTZ CRYSTALS

FUNDAMENTALS

FREQUENCY RANGE	PRICE
5 TO 50kHz	£21.00
50 TO 150kHz	£11.00
150 TO 500kHz	£7.80
160 TO 999kHz	£11.90
1 TO 1.5MHz	£10.75
1.5 TO 2.0MHz	£5.10
2.0 TO 6.0MHz	£4.75
6 TO 21MHz	£4.55
21 TO 25MHz	£6.50
25 TO 30MHz	£8.50

MADE TO ORDER CRYSTALS

OVERTONES

FREQUENCY RANGE	PRICE
21.00 TO 65.00MHz	£4.55
60.00 TO 110.00MHz	£5.10
110.00 TO 125.00MHz	£7.40
125.00 TO 175.00MHz	£10.00

DELIVERY 2.0 TO 175.0MHz 2 to 3 weeks
5 TO 99.9kHz 6 to 8 weeks
1 TO 1.499MHz 3 to 4 weeks

Unless otherwise requested fundamentals will be supplied for 30pf load capacitance and overtones for series resonant operation.

HOLDERS: - PLEASE SPECIFY WHEN ORDERING - else HC25/U supplied for XTLS above 3MHz
HC13/U 6-200kHz HC6/U & HC33/U 170kHz 175MHz HC18/U & HC25/U 175MHz

DISCOUNTS: Price on application for 10+ units to same frequency/spec. or bulk purchases of mixed frequencies. We supply FREE xtals for use in UK repeaters.

COMMERCIAL CRYSTALS: available on fast delivery and at competitive prices.

Please send for list stating interests.

EMERGENCY SERVICE: for XTALS 1 to 125MHz. Add the surcharge for each XTAL.

Days refer to working days. 4 days +£12, 6 days +£7, 8 days +£5, 13 days +£3.

CRYSTAL SOCKETS HC25 £0.20 ea HC6 £0.25 ea. MINIMUM ORDER CHARGE £1.50

unless ordered with crystals.

TERMS: Cash with order post inc. to UK & Ireland. Cheques & PO's to OSL LTD.

A stamped addressed envelope with ALL enquires please.



QuartzLab
MARKETING LTD

ALL PRICES ARE EX VAT PLEASE ADD 15%

P.O. Box 19
Erith Kent DA8 1LH

Telephone: 01-318 4419 24 Hr Ansafone: Erith (03224) 30830
Telex: 8813271 GECOM G (Attention QUARTSLAB)

USED AMATEUR EQUIPMENT??

SELLING YOUR USED EQUIPMENT? I PAY THE BEST PRICES! With least hassle for YOU! Phone Dave, G4TNY anytime. My offer will be based upon a fair market price for your equipment less a selling commission, which dependant upon the condition and saleability of your gear could be as little as TEN PER CENT of that market value! Only possible due to my LOW OVERHEADS and impeccable reputation! Sound reasonable? It should. Because, I'LL PAY YOU CASH NOW!! SO WHY WAIT FOR THE SMALL ADS??

BUYING USED EQUIPMENT? Before you do anything, phone Dave, G4TNY. With an offer such as that above, we have the best used equipment available. OLD and NEW, at the FAIREST prices! I only buy the best and UNASHAMEDLY GUARANTEE EVERYTHING I SELL!! CALL US SOON!!

Phone Hornchurch (04024) 57722, anytime! Or send SAE for list to:

G4TNY AMATEUR RADIO

MAIL ORDER

132, Albany Road, Hornchurch, Essex RM12 4AQ

PART EXCHANGE



HIGH
QUALITY
BRITISH



YAGIS TO NBS

ANTENNAS

N.B.S. STANDARD ★ USER ADJUSTABLE MATCHING ★ 'N' SOCKET TERMINATION
P.T.F.E. INSULATED GAMMA ★ GAIN OPTIMISED ★ EASY ASSEMBLY ★ MADE IN U.K.

MET STOCKISTS (U.K.)

Gobowen Comm., Gobowen, Shropshire. Tel. 0691 661397. Dewsbury Elect., Stourbridge, W. Midlands. Tel. 0384 290063. Dressler U.K. Ltd., Leyton, E10. Tel. 01-558 0854. D.W. Electronics, Widnes, Lancs. Tel. 051-420 2558. Highland High Tech., Wick, Cathness. Tel. 0955 4635. Jayco Electronics, Glenrothes, Fife. Tel. 0592 736362. Rhymie, Aberdeenshire. Tel. 04646-617. Berwick on Tweed. Tel. 0269-307116. Northern Comm., Halifax. Tel. 0422-40792. North London Comm. (Lee Electronics), West Hendon, London. Tel. 01-202-2778. One Stop, Rochester, Kent. Tel. 0634 400179. Radio Shack Ltd., London NW6. Tel. 01-624 7174. Reg. Ward & Co., Axminster, Devon. Tel. 0297 34918. Scarab Systems, Gillingham, Kent. Tel. 0634 570441. Selectronic, Canvey Island, Essex. Tel. 0268 691481. S.M.C., Totton, Southampton. Tel. 0703 867333. Leeds, Yorks. Tel. 0532 782326. Chesterfield. Tel. 0246 453340. Buckley, Tel. 0244 549563. Stoke Tel. 07816 72644. Gmsby, Tel. 0472 59388. Bangor, Northern Ireland. Tel. 0247 464875. Southdown Radio Supplies, Eastbourne, Sussex. Tel. 0323 639351. Ward Electronics, Ward End, Birmingham. Tel. 021-328 6070.

OVERSEAS DISTRIBUTORS

Finland: Compton, Espoo 16. Tel. 0422133. Netherlands: Amcom, Aalsmeer. Tel. 28811. Belgium: Maes Electronics, St Nicklaas. Tel. 776528. U.S.A.: L.M.C. Marketing, Florida. Tel. (305) 777 4019.

Kingsdown Road, St. Margarets-at-Cliffe, Dover, Kent CT15 6AZ
Telephone 0304 853021 Telex 965644 LCL DOV
(Enquiries from Dealers and Overseas Distributors welcome)
Please make cheques payable to metalfayre

METALFAYRE



Code	Model	Length	Gain	Price inc. VAT	P&P Code
70cm					
432/19T	19 ELE	2.2M	14.2 dBd	£36.60	A
432/17X	17 ELE Crossed	2.2M	13.4 dBd	£49.17	A
432/17T	17 ELE Long	2.5M	15dBd	£38.20	A
432/5B	5 ELE Back Mount	7M	9.2dBd	£16.95	B
2M					
144/5	5 ELE	1.5M	9.2dBd	£19.55	A
144/7T	7 ELE	1.6M	10dBd	£24.15	A
144/8T	8 ELE Long	2.45M	11dBd	£31.25	A
144/14T	14 ELE	4.5M	13dBd	£46.71	A
144/19T	19 ELE	6.57M	14.2dBd	£56.88	A
144/EX	6 ELE Crossed	2.5M	10.2dBd	£39.75	A
144/GP	2M Ground Plane			£14.41	B
4M					
70/3	3 ELE	1.7M	7.1dBd	£30.12	C
70/5	5 ELE	3.45M	9.2dBd	£45.74	C

Non-Metallic Mast - Exclusive From MET

Reinforced Polyester - 1 1/2" and 2" Diameter

RPM 1.5M (1 1/2" dia)	£17.25	D
RPM 1.5M (2" dia)	£19.50	D
RPM 3M (1 1/2" dia)	£34.50	D
RPM 3M (2" dia)	£39.00	A

U.K. P + P A = £3.50. B = £5.50. C = £5.50. D = £1.95.

NEW! POWER SPLITTERS 70cms. 2 WAY
£19.55. 4 WAY £23.00. 2M 2 WAY
£25.50. 4 WAY £28.75. ALL SPLITTERS 'N' TYPE
TERMINATED. P&P CODE B.

Please allow 14 days delivery

AUDIO FILTERS MODELS FL2, FL3, FL2/A

Model FL3 represents the ultimate in audio filters for SSB and CW. Connected in series with the loudspeaker, it gives variable extra selectivity better than a whole bank of expensive crystal filters. In addition it contains an automatic notch filter which can remove a "tuner-upper" all by itself. Model FL2 is exactly the same but without the auto-notch. Any existing or new FL2 can be up graded to an FL3 by adding Model FL2/A conversion kit, which is a stand-alone auto notch unit. Datong filters frequently allow continued copy when otherwise a QSO would have to be abandoned.

Prices: FL2 £89.70, FL3 £129.37, FL2/A £39.67

ACTIVE RECEIVING ANTENNAS

Datong active antennas are ideal for modern broadband communications receiver: — especially where space is limited.

- highly sensitive (comparable to full-size dipoles)
- Broadband coverage (below 200 kHz to over 30 MHz).
- needs no tuning, matching or other adjustments.
- two versions AD270 for indoor mounting or AD370 (illustrated) for outdoor use.
- very compact, only 3 metres overall length. ● professional performance standards.

Prices: Model AD270 (indoor use only) £51.75 Both prices include mains power unit.
Model AD370 (for outdoor use) £69.00

MORSE TUTOR

The uniquely effective method of improving and maintaining Morse Code proficiency. Effectiveness proven by thousands of users world-wide.

- Practise anywhere, anytime at your convenience.
- Generates a random stream of perfect Morse in five character groups.
- D70's unique "DELAY" control allows you to learn each character with its correct high speed sound. Start with a long delay between each character and as you improve reduce the delay. The speed within each character always remains as set on the independent "SPEED" control.
- Features: long life battery operation, compact size, built-in loudspeaker plus personal earpiece.

Price: £56.35

Our full catalogue plus further details of any product are available free on request. All prices include VAT and postage and packing. Goods normally despatched within 3 days subject to availability.



**DATONG
ELECTRONICS
LIMITED**

write to dept. PW.
Spence Mills, Mill Lane
Bramley, Leeds LS13 3HE
England
Tel (0532) 552461

SPECIAL PRICES ON SURPLUS EQUIPMENT

Racal RA17 Receivers 500 KHz/30MHz in 30 effective bands from £195.00
Eddystone 830 Receivers 500KHz/30MHz in 9 bands £230.00
Eddystone 7070R 19/165 MHz in 6 bands £165.00. All receivers in excellent condition, carriage £15.00. **PCR Receiver** LW/MW/SW with built in PSU £45.00. Packing and postage £5.00. **Pye Westminster W15** low band AM £30.00, high band £35.00. Packing and postage £3.00. **Pye Vanguard** mid band AM untested, with cables, control box and mike £20.00. Packing and postage £5.00. **Pye Pocketphone PFI Transmitters**, tested £15. Receivers Tested £7, untested £4, p&p £1.50. New TX Batts. £1.50 each, p&p 50p. **AVO Valve Tester** with data book £45.00. Packing and postage £5.00. New 28 range digital multimeter £45.95. **10ft Whip Aerial** £4.00. Package and postage £1.50. **Creed Model 75 Teleprinters** £25.00. Package and postage £5.00. **Hameg HM207** single beam scope tested £65.00. Package and postage £5.00. **Meteor 600** frequency counter 600 MHz new £144.90. Various scopes, single generators, output meters, counters, multimeters, etc. always in stock.

Send 50p for illustrated catalogue, includes £1.00 voucher.

WEIRMEAD LTD, 218 St Albans Road, Watford, Herts. 0923 49456

Access/Visa Welcome

Goods in stock, delivery 7 days

ALL VALVES & TRANSISTORS

Call or phone for a
most courteous quotation
01-749 3934

We are one of the largest
stockists of valves etc. in the U.K.

Open Monday to Friday 9-1 pm, 2.00-5.30 pm.

TRADE & EXPORT 01-743 0899

Delivery by return of post

COLOMOR ELECTRONICS LTD.

(01-907 3530 LONDON)

170 GOLDHAWK ROAD, LONDON W12

J. BIRKETT

25 THE STRAIT,
LINCOLN LN2 1JF. TEL 20767

100 PIV 30 AMP DIODES Stud Anode Or Cathode Available @ 50p each. 200 Piv 30 Amps @ 60p, 400 Piv 30 Amps @ 75p.
25 ASSORTED CERAMIC AND PAXOLINE COIL FORMERS for £1.45
STRIPLINE TRANSISTORS 2GHz 3 Lead Type @ 3 for £1.15, 2GHz GENERAL PURPOSE @ £1.30, BFR96 Type @ £1.96, 3GHz Low Noise @ £3.
FETS J304 @ 6 for £1, E304 @ 7 for £1, J230 @ 5 for 60p
S.E.W. MRS2P 100UA METERS Size 2 1/4" x 2 1/4" @ £3.60.
POWER VMOS VN10KM @ 50p, VN90AA @ 80p, WM211 @ 40p.
ITT CRYSTAL FILTER 10.7MHz BW 7.5KHz Type 014DG @ £3.95.
STORNO HAND HELD HIGH BAND TRANSCEIVERS NO Batteries, Mike, Aerial, Crystals or Details @ £3.95 P.P. 50p. Useful for 2M.
SCREW TERMINAL ELECTROLYTICS 22,000uF, 25VW @ £1.95.
CRYSTAL FILTERS 10.7MHz BW 7.5KHz Ex-equipment @ £2.95.
20 ASSORTED HC60 CRYSTALS @ £1, 20 Assorted 10xAX @ £1.
144MHz WAVE METER KIT As in P.W. Oct. '83 @ £4.65.
FERRANTI RADIO I.C. ZN414 With Details @ 95p.
1GHz TRANSISTORS BF271 @ 8 for 60p, BC261 @ 8 for 50p.
PHILIPS CONCENTRIC TRIMMERS 30p.f. @ 15p, VHF Teflon trimmer 10p.f. @ 18p.
30 ASSORTED SILVER MICA CAPACITORS for 50p.
100 ASSORTED RESISTORS @ 40p, 50 C280 Polyester Capacitors @ 60p.
LOW PROFILE SPCO 12 VOLT RELAYS For Aerial Change Over @ 60p.
VOLTAGE REGULATORS 7905 @ 3 for £1.30.

WOOD AND DOUGLAS KITS AVAILABLE FOR CALLERS AND BY POST.
ACCESS AND BARCLAY CARDS ACCEPTED. P&P 50p, under £5, over free. Goods normally by return.

RADIO AND RTTY BOOKS

NEW GUIDE TO UTILITY STATIONS 1985 NEW
Lists 14,746 SW frequencies Aero, CW, Fixed, Commercial, etc, 4,130 RTTY stations, 3,194 Callsigns plus much more. The most comprehensive frequency listing book available. £16.00 + £1.30 p&p

NEW U.S. MILITARY RADIO COMMUNICATIONS NEW
Not only lists frequencies used worldwide, but much background information which opens up a new world to the SWL £10.80 + 85p p&p

NEW SW FACSIMILE FREQUENCY GUIDE NEW
A beginners guide on receiving FAX pictures. Covers equipment, methods, frequencies, Weather and Press pictures, etc. £7.50 + 65p p&p

NEW AIR AND METRO CODE MANUAL NEW
A very comprehensive book shows how to decode the World Meteorological and Aeronautical transmissions. Over 10,000 Met stations listed, stations covering operation of aircrafts, plus much more. £15.50 + 70p p&p

Two or more books P&P FREE

Ask for new free catalogue

INTERBOOKS, PWD2, Stanley, Perth PH1 4QQ. Tel: 0738-82 575

TONO FOR RTTY. 5000E

From the famous TONO stable comes the new THETA - 5000E now ready to send and receive AMTOR as well as CW, RTTY, and ASCII.

Features include - 5" high resolution monitor displaying 400chr. x 16 lines x 2 pages, ARQ/FEC, time clock, Selcal (Selective calling), high speed RTTY demodulator - up to 300 bauds (600 baud using TTL level); 3 shifts (170,425 and 850 Hz) and two tones (2125 and 1275 Hz); manual or automatic Tx/Rx; Battery back-up memory (72 chars x 7 channels and 24 chars x 5 channels), type ahead correctable buffer memory; Morse code 5 - 100 wpm (variable weights) + autotrack on receive;

CW practice feature with random generator. Automatic CR/LF with wrap around display. Automatic letters code insertion. Printer interface. Bargraph LED meter for tuning, TOR A, B and L - the list goes on and on. Power requirements by the way are AC mains or 13.8v DC.



Thanet Electronics Ltd

143 Reculver Road, Herne Bay, Kent, Tel: (0227) 363859/363850



Receivers and Components

CRYSTALS Made to order for any purpose and large stocks of standard frequencies for computers, modems, etc. Amateur CW (QRP) freqs £4.00 and CB conversion crystals at £4.50. **PROGRAMMABLE OSCILLATORS (PXO)** for baud rates, MPU, and freq markers £12.50.

FILTERS Crystal, monolithic, mechanical and ceramic for all standard IF's. Special 10.895MHz for big improvement to most CB rigs at £4.50 each.

S.A.E. FOR LISTS. PRICES INCLUDE VAT AND POST

P. R. GOLLEDGE ELECTRONICS
G3EDW, Merriott, Somerset, TA16 5NS
Tel. 0460 73718

RADIO CANADA, Peking-Australia, Voice of America. A Vega 206 (6x SW/MW/LW) pulls these and dozens more. £23.95. Year's guarantee. Return despatch. **CORRIGAN RADIOWATCH**, Building 109, Prestwick Airport, KA9 2RT. Holidays 1-22nd July.

JAYCEE ELECTRONICS

JOHN GM30PW
20 Woodside Way, Glenrothes, Fife KY7 5DF
Tel: 0592 756962
Open: Tues-Sat 9-5

Quality secondhand equipment in stock. Full range of TRIO goodies. Jaybeam - Microwave Modules - LAR.

R1000 RECEIVER as new. New Datong active antenna £250. Phone PETER NELSON, 01-671 1801.

GRUNDIG SATELLIT 3000 SSB RECEIVER. All amateur/broadcast bands. £220. Offers. Tel. 01-504 4830.

WANTED. Surplus Components, Valves, Transistors, Transformers, ICs. Capacitors. Ring (0246) 211682. Immediate settlement.

SMALL ADS

The prepaid rate for classified advertisements is 38 pence per word (minimum 12 words), box number 60p extra. Semi-display setting £12.60 per single column centimetre (minimum 2.5 cms). Please add 15% VAT to total. All cheques, postal orders etc., to be made payable to Practical Wireless and crossed "Lloyds Bank Ltd". Treasury notes should always be sent registered post. Advertisements, together with remittance should be sent to the Classified Advertisement Dept., Practical Wireless, Room 2612, IPC Magazines Limited, King's Reach Tower, Stamford St, London SE1 9LS. (Telephone Mandi, 01-261 5846.)

NOTICE TO READERS

Whilst prices of goods shown in advertisements are correct at the time of closing for press, readers are advised to check with the advertiser both prices and availability of goods before ordering from non-current issues of the magazine.

Service Sheets

TECHNICAL INFO SERVICES 76 Church St - Larkhall - Lanarks

FULL SIZE SERVICE SHEETS
Any radio, audio £2.50 + I.s.a.e.
CTVs/MusC £3.50 + I.s.a.e. complete set

Worlds largest collection
service manuals 30's - date
from £4.50-£35 each.

Comprehensive T.V. Repair Course
Complete Radio Service & Repair Course
ONLY £9.50 EACH

Unique comprehensive repair
data & circuits for almost
every TV & video in stock.

S.a.e. brings any quotation
FREE 50p mag. inc. service sheet!
Pricelists unique elect. publications

FOR FAST QUOTES RING
0698 884585 before 5pm
0698 883334 after 4pm

SERVICE MANUALS. Any amateur radio, vintage wireless, audio television, video test etc. Large SAE enquiries, MAURITRON (PW), 8 Cherrytree Road, Chinnor, Oxon.

BELL'S TELEVISION SERVICES for service sheets on Radio, TV, etc. £1.50 plus SAE. Service Manuals on Colour TV and Video Recorders, prices on request. SAE with enquiries to B.T.S., 190 Kings Road, Harrogate, N. Yorkshire. Tel. (0423) 55885.

Aerials

G2VF D.I.Y. H.F. long and medium wave frame antennas. S.A.E. for details: F RYLANDS, 39 Parkside Avenue, Millbrook, Southampton.

AERIALS AND TRAPS

Data Sheets, Large 24p
SAE Aerial Guide £1.00

**G2DYM, UPLOWMAN,
TIVERTON, DEVON**

Callers Welcome by Appointment ONLY Tel: 03986 215

Software

MORSE READER PROGRAMMES. Off air onto screen. Programmes for SPECTRUM, ZX81-16K, BBC B, DRAGON, COMMODORE 64, any VIC 20 and AMSTRAD 464. Sinclair computers need no interface, others use simple one transistor (BC107) interface. Programmes self tracking 8/30 WPM. All connections to existing sockets. Cassette with full instructions and interface circuit, £6.00. Interface ready built and tested £2.50. J. E. PRICE, 4 Housman Walk, Kidderminster.

SPECTRUM RTTY 48K ONLY. Menu driven, 10 programmable memories, split screen, morse ident, variable band rate, etc. etc. Cassette with full instructions, circuit & P.C.B. layout £8.50 or S.A.E. for full details. Filter unit built and tested £6.00. J. E. PRICE, 4 Housman Walk, Kidderminster DY10 3XL.

Educational

COURSE FOR CITY & GUILDS, Radio Amateurs Examination. Pass this important examination and obtain your licence, with an RRC Home Study Course. For details of this and other courses (GCE, Career and professional examinations, etc.) write or phone THE RAPID RESULTS COLLEGE, Dept JX, Tuition House, London, SW19 4DS. Tel. 01-947 7272 (9am-5pm) or use our 24hr Recordacall Service: 01-946 1102 quoting Dept JX.

ORDER FORM PLEASE WRITE IN BLOCK CAPITALS

Please insert the advertisement below in the next available issue of Practical Wireless for
insertions. I enclose Cheque/P.O. for £..... CAT. heading
(Cheques and Postal Orders should be crossed Lloyds Bank Ltd. and made payable to Practical Wireless)

NAME

ADDRESS

PRACTICAL WIRELESS

Classified Advertisement Dept., Room 2612,
King's Reach Tower, Stamford Street,
London SE1 9LS Telephone 01-261 5846
Rate 38p per word, minimum 12 words.
Box No 60p extra.
PLEASE ADD 15% VAT TO TOTAL

Company registered in England. Registered No. 53626. Registered Office: King's Reach Tower, Stamford Street, London SE1 9LS.

8/85

AUCTION NOTICE ELECTRONICS

AUCTIONS HELD EVERY OTHER FRIDAY — LOTS INCLUDE:
Electronic and Electrical Equipment, Components, Test Gear, Radiotelephones, Computers, Photographic and Video Equipment, also Manufacturers Plant and General Works Effect.

CATALOGUES AVAILABLE, SUBSCRIPTION £10 PER YEAR, POST PAID.

ANGLIA INDUSTRIAL AUCTIONS

5 Station Road, Littleport, Cambs. CB6 1QE.
Phone: 0353 860185.

For Sale

AERIAL ACCESSORIES. G5RV TYPE AERIALS. Half-size £13.50, Full-size £15.50. NEW HARD DRAWN COPPER AERIAL WIRE, 140ft 14swg £7.90, 50 metres 16swg £6.90. Enamelled soft copper wire 10 metres 12swg £3.50, 50 metres PVC covered aerial wire, £4.20. Ceramic Egg Insulators 40p. Guy Rope 4mm Polypropylene 50 metres £3.95, 4mm Nylon 50 metres £6.90. 1 KW 1: 1 Baluns £13.00. All items post paid. S.M. TATHAM G3RSY, 1 Orchard Way, Fontwell, Arundel, West Sussex.

RACAL — RA117E (TWO) BRT400. AR88D. B40. KW204. HA55A. FRV7700. SX200N. RS2000. Eddystone 750. 659. S640. Oscilloscopes. D65. PM3232. CT436. CS1575. Wave-meters. BC221. TS175AU. Beam 3EL. 10/11M (New) Rotators. R0250 etc. Linear (New) Speedy. Large stocks. Part exchanges. Either new, as new or reconditioned G3EKX S.S.B. PRODUCTS, Playing Place. TR3 6HD. 0872 862575.

HAMMARLUND HQ100A RECEIVER 500K — 30M A.T.U. B.F.O. Spare valves £90. Tel. Bury St Edmonds 830411.

Service Information

A-Z LIST of all audio, video, TV manufacturers addresses plus many hard to get ones. Send cheque/P.O. for £4.75 to DOWNS ELECT, 79 High Street, Dalkeith, Midlothian EH22 1JA.

Veteran & Vintage

FOR SALE — Owner resides in the Derby area: Thorens Model TD — 150 Turntable. Tno Model WE — 85 Stereo Receiver and Speakers. Phone: Derby 673525. Write: Box No. P.W. 1.

SMALL QUANTITY OF EARLY RADIO VALVES, Mazda, Marconi, B.T.H., Mullard. Phone: evenings 051 426 4157.

Radio/TV Tower

TELESCOPIC H/D 5 Section Radio/TV Tower Winch to 90ft Fitter to trailer. 01-888 7839.

Miscellaneous

SUPERIOR DIARIES FOR 1986. Coronet: 5 1/2" x 3 1/2" one week per page. Individual call sign in gold on cover. £2.35 + 25p P&P. Radio Club Diaries. Details as required in gold or silver foil on front cover, from £14 per 50. M.B.S. LTD., Unit BT76/14B, Nelson Industrial Estate, Cramlington, Northumberland, NE23 9BL.

SHORT WAVE MUF GRAPHS

Send your home location, destination location, required month and sunspot number and our computer will predict your own personal MUF graph. Use the graph to predict the best times/frequencies for listening/transmitting on. State locations accurately or give nearest town/city. We can supply sunspot numbers. Each graph costs just £2.50. Send S.A.E. for full details of our Bureau Services, Radio Accessories and Components.

RADIO RESEARCH BUREAU
P.O. Box 44, 7 Alder Terrace, Swansea SA1 1LA.
(Prop. P. Smith)

QUALITY QSL CARDS. Fast turnaround. Low prices. Phone Richard 03722 75946. CREATAMEDIA, 40 Oakhill Road, Ashted, Surrey.

WAVEGUIDE, FLANGES & DISHES. All standard sizes & Alloys (new material only) from stock. Special sizes to order. Call EARTH STATIONS 01-228 7876. 22 Howie Street, London SW11 4AR.

HEATHKIT U.K. Spares and service centre, CEDAR ELECTRONICS, Unit 12, Station Drive, Bredon, Tewksbury, Glos. Tel. (0684) 73127.

SUPERB INSTRUMENT CASES by BAZELLI, manufactured from PVC. Faced steel. Vast range. Competitive prices start at a low £1.50. Punching facilities at very competitive prices. Suppliers only to Industry and the Trade. BAZELLI, (Dept No. 25), St. Wilfrid's, Foundry Lane, Halton, Lancaster LA2 6LT.

BURGLAR ALARM EQUIPMENT. Ring Bradford (0274) 308920 for our catalogue or call at our large showrooms opposite Odsal Stadium.

HIGH QUALITY QSL CARDS, competitive prices, free artwork, stamp for samples to J. S. COATES, 57 Worrall Street, Morley, Leeds LS27 0PJ.

QSL CARDS. Gloss or tinted cards. SAE for samples to: TROG PRESS, Dept PW, Penybont, Gelliymdan, Blaenau Ffestiniog, Gwynedd.

CRICKLEWOOD

ELECTRONICS LTD

It's no secret!

FREE!
catalogue

that there is a real difference at Cricklewood Electronics. That's why you should never be without the FREE CRICKLEWOOD ELECTRONICS COMPONENTS CATALOGUE, for sheer variety, competitive prices and service from the U.K.'s number one 100% component shop. No gimmicks, no gadgets or computers, just components, millions of them, all easily available by mail order, calling or credit card telephone orders. Just pick up the phone (or a pen) to get your FREE copy now (no SAE required). You have nothing to lose.

CRICKLEWOOD ELECTRONICS LTD.
40 Cricklewood Broadway NW2 3ET.
01-450 0995 & 01-452 0161
ALL MAJOR CREDIT CARDS ACCEPTED
Telex 914977 Phone or write today

NOW! SUMMER CATALOGUE

ANTENNES TONNA (F9FT)

50MHz	125MHz OR 126MHz OSCAR UPLINK
5 element	23 element £25.90(b)
144MHz	4x23 element — power splitter
4 element	— stacking frame £140.00(a)
5 element crossed	ALSO AVAILABLE FOR 1250MHz
9* element fixed	*denotes available for 50Ω or 75Ω
9* element portable	all others 50Ω ONLY.
9* element crossed	PORTABLE ALUMINIUM TELESCOPIC MASTS
13 element portable	4x1m £20.70(a) 3x2m £24.15(a)
17* element fixed	4x2m £36.66(a)
435MHz	GALVANISED STEEL TELESCOPIC MASTS
9 element	2x3m £30.48(a) 3x3m £54.77(a)
19* element	4x3m £88.41(a) 5x3m £119.60(a)
19* element crossed	STACKING FRAME KITS FOR 4 ANTENNAS
21* element 432MHz	POWER SPLITTERS FOR 2 AND 4 ANTENNAS
21* element ATV	ANDREW LDF4-50 HELIAX COAXIAL CABLE
144/435MHz	ROTATORS — COAXIAL CABLE-CONNECTORS
9 & 19 element Oscar	PLEASE ADD CARRIAGE AS SHOWN (a) £4.00. (b) £1.95. ALL PRICES INCLUDE VAT AT 15%
Cash with order, ACCESS — VISA — Just telephone your card number for immediate despatch.	

FOR FULL SPECIFICATIONS SEND 40p FOR CATALOGUE
Callers welcome, but by telephone appointment only please. Goods by return.
RANDOM ELECTRONICS (P)
12 Conduit Road, Abingdon, Oxon OX14 1DB. Tel: (0223) 23080 (24 hours)

RTTY and CW TRANSCEIVE with NO TERMINAL UNIT

This fantastic program interfaces direct with your rig, slashing the cost of previous systems. Split screen, type ahead, all the usual features and more. Tape and kit for the very simple interface, including PCB and User Port Connector, for only £20. Ready-made interfaces available. For CBM64, BBC-B and VIC20 (+ at least 8k). CW-only version for SPECTRUM £10.

And four superb programs for CBM64, VIC20, BBC-B, SPECTRUM LOCATOR QTH or Maidenhead locator or lat/long. Distances, headings, contest points, converts between locator and lat/long. Tape £6.
LOGBOOK Date, band, mode, call and remarks. Superfast callsign search. Easy, fast updating of files. Screen/printer output. VIC20 needs at least 8k expansion. Tape £6.

MORSE TUTOR Britain's best. Learn fast in easy stages from absolute beginner to over 40 wpm. Join the hundreds who have succeeded with this program. Tape and full learning guide £6. For ZX81-16k also.

All programs are very easy to use and come with full instructions. Prices include p&p 1st Class by return. Add £1 per tape if outside UK or Ireland.

UK orders: add 15% VAT
technical software (PW)

Fron, Upper Llandwrog, Caernarfon, Gwynedd LL54 7RF. Tel. 0286 881886

CENTRE ELECTRONICS

345 STOCKFIELD ROAD, YARDLEY, BIRMINGHAM B25 8JP

SPECIALISTS IN THE SALE AND SERVICE OF EX-GOVERNMENT AND VINTAGE RADIO RECEIVERS.

EQUIPMENT FOR SALE RACAL RA17/L from £195.00 each. EDDYSTONE 1590 Brand new with manual and 1 years guarantee @ £790.00 each. (prices include delivery) also RCA, DRAKE, NATIONAL, HALLICRAFTERS, EDDYSTONE, etc. models in stock. Many other items of interest for the Radio Enthusiast, and Service Engineer, including Test Equipment, Vintage Components, Valves, etc. Credit and Part Exchange Facility.

SPECIAL OFFER! Single sided copper Paxalin P.C. board @ £1.00 per square ft. also double sided fibreglass P.C.B. @ £1.50 per square ft. minimum order £5.00 p&p free. (Please state size required with order.)

CALLERS WELCOME:

Shop open on Thursdays, Fridays and Saturdays Opening hours: 10 am to 5.30 pm

FREE LIST AVAILABLE ON REQUEST

MAIL ORDERS
SPECIAL DELIVERY SERVICE

TELEPHONE ENQUIRIES TO: (0676) 32560

If an advertisement is wrong we're here to put it right.

If you see an advertisement in the press, in print, on posters or in the cinema which you find unacceptable, write to us at the address below.

The Advertising Standards Authority.

ASA Ltd, Dept 3
Brook House, Torrington Place,
London WC1E 7HN

NEW

UK LISTENERS

CONFIDENTIAL FREQUENCY LIST

This brand new publication is a must for all UK short wave listeners. It contains information that no serious listener should be without. If you enjoy exploring the shortwave spectrum you will certainly enjoy reading all the hitherto unpublished information contained in this publication. It opens with some general information and hints on listening. It then goes into more details about a variety of strange unexplained transmissions that can be heard across the bands. A chance here for the enthusiast to do some real detective work! The main body of the publication tells you exactly where to listen for the stations you are looking for. A comprehensive list of non-broadcast stations with frequencies, mode and location guides you right the way through the shortwave spectrum. Whether you're interested in Airband, Marine, Amateur or transmissions we cannot mention here you'll find this fascinating reading. We can almost guarantee that this publication will have you burning the midnight oil and sitting on the edge of your chair with excitement.

£4.95 plus 40p p&p

OVER
500 COPIES
SOLD IN FIRST
WEEK!

This unique frequency manual contains a complete list of all the VHF civil aircraft frequencies in use throughout the UK plus all the RAF, USAF and MOD airfield frequencies in both the VHF and UHF bands. No other publication offered at anywhere near the price has offered so much new information. Supplies are limited!

£2.95 plus 40p p&p

OCEANIC HF AIRBAND SUPPLEMENT

Yet another unique publication! This is a supplement to our successful VHF/UHF Airband Manual and provides comprehensive information on the HF airband traffic from 2.18MHz. It lists both bands and specific frequencies used by air traffic crossing the world's oceans. It also lists civil and military VOLMET broadcasts, RAF Strike Command frequencies, and civil and military in-flight frequencies etc. Essential reading for the enthusiast.

£1.00 plus 25p p&p

WATERS & STANTON

18-20 MAIN ROAD, HOCKLEY, ESSEX

Tel: (0702) 206835

BARCLAYCARD - ACCESS

★ BAKER ★

GROUP P.A. DISCO AMPLIFIERS post £2

150 watt Output, 4 input Mixer pre-amp. Illustrated **£99**
150 watt Output, Slave 500 mv. Input 3 Speaker Outputs **£80**
150 + 150 watt Stereo. 300 watt Mono Slave 500 mv. Inputs **£125**
150 watt P.A. Vocal, 8 inputs. High/Low Mixer Echo Socket **£129**
100 watt Valve Model, 4 inputs, 5 Outputs. No Cabinet **£99**
60 watt Mobile 240v AC and 12v DC. 4-8-16 ohm + 100v line **£89**
Reverb Unit for Microphone or Musical Instruments **£35 PP £1**
Electronic Echo Machine for mic/etc **£85 PP £1 Deluxe £95**

FAMOUS LOUDSPEAKERS

Make	Model	Size	Watts	Ohms	Price	Post
AUDAX	WOOFER	5 1/2 in	25	8	£10.50	£1
GOODMANS	HIFAX	7 1/2 x 4 1/4 in	100	8	£34	£2
GOODMANS	HB WOOFER	8 in	60	8	£13.50	£1
WHARFEDALE	WOOFER	8 in	30	8	£9.50	£2
BAKER	WOOFER	12 in	80	8	£25	£2
GOODMANS	HPB/GRUP	12 in	120	8/15	£35	£2
GOODMANS	HPD/DISCO	12 in	120	8/15	£33	£2
H+H	DISCO/GRUP	15 in	100	4/8/16	£49	£4
GOODMANS	HPB/BASS	15 in	250	8	£74	£4
GOODMANS	HPD/BASS	18 in	230	8	£87	£4

FULLY GUARANTEED

DISCO CONSOLE Twin Decks, mixer pre amp **£145**, Carr **£10**.
Ditto Powered 120 watt **£199**; or Complete Disco **£300**, Carr **£30**.

MAINS TRANSFORMERS

250-0-250V 80mA. 6.3V 3.5A. 6.3V 1A **£7.00 C2**
350-0-350V 250mA. 6.3V 6A CT **£12.00 C2**
220V 25mA. 6V 1 Amp **£3.00** 220V 45mA. 6V 2 Amp **£4.00 C1**
LOW VOLTAGE TAPPED OUTPUTS AVAILABLE **£5.00 C2**
1 amp 6, 8, 10, 12, 15, 18, 20, 24, 30, 35, 40, 48, 60 **£16.00 C2**
ditto 2 amp **£10.50** 3 amp **£12.50** 5 amp **£18.00 C2**
31-26-0-26-31 volt 6 amp **£14.00 C2**

LOW VOLTAGE MAINS TRANSFORMERS **£5.50** each post paid.
9V, 3A; 12V, 3A, 16V, 2A, 20V, 1A; 30V, 1 1/2A; 30V, 5A + 17-0-17V, 2A; 35V, 2A; 20-0-20V, 1A; 20-0-20V, 2A; 50V, 2A.

PANEL METERS 50µA 100µA 500µA 1mA 5mA 100mA 500mA, 1 amp, 2 amp, 5 amp, 25 volt, VU 2 1/4 x 2 1/4 in **£5.50** post 50p

PROJECT CASES Black Vinyl Covered Steel Top, Alk Base
4 x 2 1/2 x 2 1/4 in. **£2.50**; 6 x 4 x 1 1/2 in. **£3.60**; 8 x 5 x 2 in. **£4.00**.
11 x 6 x 3 in. **£5.50**; 11 1/4 x 6 x 5 in. **£9.00**; 15 x 8 x 4 in. **£12.00**.

ALUMINIUM PANELS 18 s.w.g. 12 x 12 in. **£1.80**; 14 x 14 in. **£1.75**;
6 x 4 in. **55p**; 12 x 8 in. **£1.30**; 10 x 7 in. **95p**; 8 x 6 in. **90p**; 14 x 3 in. **72p**.
12 x 5 in. **90p**; 16 x 10 in. **£2.10**; 18 x 6 in. **£1.30**.

ALUMINIUM BOXES. MANY OTHER SIZES IN STOCK
4 x 2 1/2 x 2 in **£1.20**; 3 x 2 x 1 in. **£1**; 6 x 4 x 2 in **£1.90**; 8 x 6 x 3
£3.00, 12 x 5 x 3 in. **£3.60**; 6 x 4 x 3 in. **£2.20**; 10 x 7 x **£3.60**.

HIGH VOLTAGE ELECTROLYTICS 20 + 20/350V **75p**
16/450V **50p** 220/400V **£2** 32 + 32/500V **£2**
20/500V **75p** 8 + 8/500V **£1** 32 + 32/350V **50p**
32/350V **45p** 8 + 16/450V **75p** 32 + 32 + 32/450V **£1.50**
32/500V **95p** 16 + 16/350V **75p** 16 + 32 + 32/500V **£2**

GEARED TWIN GANGS 365 + 365 + 25 + 25p **£2.00**.
SLOW MOTION DRIVE 6.1 **£1.50**; Reverse Vernier 90p
VERNIER DIALS, 0 100, 36mm, **£2.50**, 50mm, **£3.00**

RADIO COMPONENT SPECIALISTS

Dept 4, 337, WHITEHORSE ROAD, CROYDON
SURREY, U.K. Tel: 01-684 1665
Post 65p Minimum. Callers Welcome
Full Lists 34p Stamps Same day despatch Closed Wednesday

INDEX TO ADVERTISERS

A.H. Supplies	12	Lecmar Electronics	14
Albol Ltd.....	12	Lowe Electronics	2,3
Allweld Engineering	46	Maplin Supplies	Cover 4
Amateur Electronics U.K.	6,7	Metalfayre Ltd.....	67
Amateur Radio Exchange (London)	36,37	Microwave Modules	13
Amcomm Services	16	North London Communications	29
Anglia Industrial Auctions.....	70	Photo Acoustics.....	49
A.R.E. Communications Ltd.	10,11	P.R. Gollledge Electronics	69
Barrie Electronics	12	Quartzlab Marketing Ltd.	67
Birkett, J	68	Radio Component Specialists	71
Blackstar	67	Radio Research Bureau	70
B.N.O.S. Electronics	46	Radio Shack Ltd.	45
Bredhurst Electronics	58	Random Electronics	70
Cambridge Kits	72	R.M.B. Electronics	72
Centre Electronics	70	R.S.T. Valve	14
Colomor Electronics	68	S.E.M.	14
Commutech (Devon) Ltd.	72	South Midlands Communications.....	4,5
Cricklewood Electronics.....	70	South West Aerials	63
Datong Electronics	68	Stephens-James Ltd.	46
Den Fer Electronic Products Ltd.	72	Tar Aerials	30
Dressler (U.K.) Ltd.	15	Technical Info. Services.....	69
Electrovalue ...	12	Technical Software	70
Elliott Electronics	72	Thanet Electronics	8,9,68
Garex Electronics	63	Timestep Electronics	45
G2DYM Aerials	69	Update Computer Systems	72
G4TNY Electronics	67	Ward, Reg & Co.	Cover 2
Howes, C.M., Comms.	57	Waters & Stanton	71
Interbooks	68	Weirhead	68
Jaycee Electronics.....	69	Withers, R. Communications	57
		Wood & Douglas.....	63
		WPO Communications.....	58

ANTENNA TUNER

ONLY £28.20, for outside or INDOOR antennas, end-fed LONG WIRES or dipoles, BOOST DX and reduce interference 100KHz-30MHz in 6 overlapping ranges, IDEAL for FRG7700 etc. or 10W tx, BANDPASS design (not just usual low pass) with pre-wound high Q coils and expensive air dielectric capacitor, also adapts to WAVEMETER, field strength meter etc, get MORE DX.

RARE DX UNDER QRM? DIG it OUT with a Tunable Audio Notch Filter, between your receiver and extension speaker, BOOST your DX/QRM ratio, 40dB notch, **£18.80**, hear WEAK DX.

Each fun-to-build kit (ready-made to order) includes ALL parts, case, instructions, by-return postage (Europe same), list of other kits.

CAMBRIDGE KITS

45 (PV) Old School Lane, Milton, Cambridge.

R.M.B. ELECTRONICS - QSL CARDS FOR THE DISCERNING HAM

Don't you think QSL Cards tend to be boring?

We thought so, that's why we have commissioned a professional artist to create a new standard of QSL cards for the more discerning Amateur. The result is a set of cards depicting the more humorous side of Amateur Radio jargon. For your sample of these high quality limited edition prints, send now for details to:-

RMB Electronics, Freepost, Polesworth, Tamworth. Staffs. B78 3BR.

Remember, NO STAMP REQUIRED.

How many Amateurs can you recall by their card and not just their callsign?

DEN FER ELECTRONIC PRODUCTS LTD

01-881 8302

137 MYDDLETON ROAD, LONDON N22

LOGIC PROBES £11.50, PROJECT BOARDS £9.90, X'TALS 2MHz to 20MHz £1.50 to £3.50, UHF MODULATORS 6MHz £1.50, LOUDSPEAKER KITS. CROSSOVERS, CABINETS.

ELECTRONIC COMPONENTS - IC's, TRANSISTORS MANY MORE PARTS.

Phone or write for your free Mail Order Catalogue.

Add 80p p&p + 15% VAT

CALLERS WELCOME

Books for radio amateurs

FDK

ELLIOTT ELECTRONICS

for the Radio Enthusiast

MICROWAVE MODULES

INSTANT HP AVAILABLE

QSY OLD MAN TO

AERIAL ACCESSORIES AND MASTS

APPOINTED DISTRIBUTOR

JAYBEAM AMATEUR ANTENNAS

RIGS, ANTENNAS, SWR BRIDGES, POWER SUPPLIES, TEST GEAR, COMPONENTS, MORSE KEYS, COAXIAL CABLES, ROTATORS, MICS, PLUGS AND SOCKETS, SWITCHES

Call us on (0533) 553293

OR COME AND LOOK AROUND AT

26/28 Braunstone Gate, Leicester

RECEIVE RTTY MORSE

Complete systems including machine language programs plus our ready-made & boxed terminal unit. Plug in and decode Morse 5-70 W.P.M. and RTTY at 45, 50, 56 and 75 baud. Please state your micro.

SPECTRUM COLOUR GENIE TRS80 VIDEO GENIE
Only £40 Only £40 Only £40

TRANSCIVE RTTY

Various systems from build-it-yourself to the all-made-ready-to-go. All systems include our m/c programs which incorporate many, many excellent features including SPLIT SCREEN, AUTO CW ID., CALLSIGN CAPTURE, 10 BUFFERS, 4TX/RX SPEEDS, etc. etc. Prices from £17.50 to £95. State your micro. COLOUR GENIE TRS80 VIDEO GENIE

Send SAE for catalogue of these and other amateur radio programs

UPDATE COMPUTER SYSTEMS

83 Nora Street, High Barnes, Sunderland SR4 7QN.

Phone: 0783 288598

GENERAL COVERAGE RECEIVER KIT FCR 130

Model FCR 130 Receiver kit



- ★ 30: 1 Geared analogue tuning
- ★ 3 Band switch with spare position
- ★ Tape record socket
- ★ Headphone socket
- ★ Signal Meter
- ★ Internal Speaker + On/Off sw.
- ★ A.F. Gain and Tone Control
- ★ C.W. A.M. SSB.

This is a kit designed as an introduction to the hobby of Radio and Short Wave Listening. It has been designed with beginners in mind and does not require any test equipment to align. It comes complete with easy to understand instructions and notes. The pleasure does not finish with the building as there are many hours of enjoyment using it afterwards. Ideal for those who want to learn the basics of radio and have something to actually use afterwards. Enter the world of SWLs and listen to the WORLD! 'New York Weather'... ANKARA... Sidebanders on 6.5MHz... and according to one of our customers... ZK2RS Nive Island, Pacific Ocean. Send for details.

COMMUTECH (Devon) LTD

12 Edgecumbe Way, St. Anns Chapel, Gunnislake, Cornwall PL18 9HJ
Tel: (0822) 832787

MAIL ORDER ADVERTISING

British Code of Advertising Practice

Advertisements in this publication are required to conform to the British Code of Advertising Practice. In respect of mail order advertisements where money is paid in advance, the code requires advertisers to fulfil orders within 28 days, unless a longer delivery period is stated. Where goods are returned undamaged within seven days, the purchaser's money must be refunded. Please retain proof of postage/despatch, as this may be needed.

Mail Order Protection Scheme

If you order goods from Mail Order advertisements in this magazine and pay by post in advance of delivery, PRACTICAL WIRELESS will consider you for compensation if the Advertiser should become insolvent or bankrupt, provided:

- (1) You have not received the goods or had your money returned; and
- (2) You write to the Publisher of PRACTICAL WIRELESS summarising the situation not earlier than 28 days from the day you sent your order and not later than two months from that day.

Please do not wait until the last moment to inform us. When you write, we will tell you how to make your claim and what evidence of payment is required.

We guarantee to meet claims from readers made in accordance with the above procedure as soon as possible after the Advertiser has been declared bankrupt or insolvent.

This guarantee covers only advance payment sent in direct response to an advertisement in this magazine not, for example payment made in response to catalogues etc, received as a result of answering such advertisements. Classified advertisements are excluded.

SAVE EVEN MORE!

THE PRACTICAL WIRELESS FILM SERVICE

So many satisfied customers have been delighted with this award-winning film service that the economies made are now being passed on to you in the form of substantial price reductions. You can now save up to 75p on last year's prices. For 36 successful Superprints you pay only £2.95 inc. VAT. Compare this with last year's £3.70 and with the prices in the shops. Postage and packing is 30p extra as before. Here is the new price range—and remember, Superprints give you 30 per cent more picture area than standard prints at no extra charge.

No. of Superprints	Price (inc. VAT)	
12-15	£1.65	} PLUS P/P 30p extra
24	£2.20	
36	£2.95	

RELIABILITY AND QUALITY


All our colour prints are made on Kodak Luxury Lustre paper. Prints have square corners and are borderless to give you maximum picture area. All prints are checked at every processing stage for accurate colour reproduction in a laboratory which is the winner of five recent successive Kodak Gold Awards for Quality. No other processing laboratory has been able to match this record. After allowing for postal and peak-period delays, you should normally expect your prints after seven to ten days.

ALL YOU HAVE TO DO

Send any make of colour print film together with your cheque or postal order inside the Freepost envelope enclosed with this issue. Or fill in the coupon below and send together with your film and remittance in a strong envelope to: Practical Wireless Film Service, FREEPOST, Watford WD1 8FP. Half-frame films are welcome, and these are charged at double the full-frame price.

PERSONALISED SERVICE

Readers know we care for their prints. If you have any queries, contact our service's ten-line switchboard: (01) 953 9911.



Approx. sizes of Superprints:
6"x4" (35mm) 5 1/4"x4" (110,
Disc and 135 Half Frame) 4"x4" (126)

*Print my enclosed film

*Rush me _____ of 110/24, _____ of 126/24,

_____ of 135/24, _____ of 135/36, _____ of Disc/15 film _____

*Rush me _____ album(s)

for which I enclose cheque/PO payable to Practical
Wireless Film Service.

PWS



SPECIAL FILM OFFER

Films from the high-resolution emulsion 'ColorFast' range are available to all readers at highly competitive prices. And when you order three, you get another FREE.

110/24, 126/24, 135/24 £1.40 each OR 4 for price of 3—£4.20. Konica disc £1.60 OR 4 for price of 3—£4.80. 135/36 £1.80 OR 4 for price of 3—£5.40.

SPECIAL ALBUM OFFER

An attractive flip-type album, padded in black with gold embossing and holding 100 Superprints (in the shops £5.75) is offered to readers for only £3.99 inc. p&p.

All prices are correct at the time of going to press and are for UK readers only.

USE THIS LABEL IF YOU HAVE NO ENVELOPE, OR PASS TO A FRIEND.

To: Practical Wireless Film Service, FREEPOST, Watford WD1 8FP.

From: Practical Wireless Film Service,
FREEPOST, Watford WD1 8FP.

Name _____

Address _____

Post Code _____

More This Month at Maplin

256K D-RAM 41256 - 150ns ONLY £6.95 (QY74R).
256K EPROM 27256 - 250ns ONLY £14.95 (QY75S).

Right-angle pcb mounting rotary switches:
1P12W - FT56L; 2P6W - FT57M; 3P4W - FT58N; 4P3W - FT59P. All £2.95 each.
Stepper motor 48 steps/rev, 12V 0.13A per phase, 4-phase unipolar, 57g, working torque 8mNm max. ONLY £9.95 (FT73Q).

Driver chip for motor: SAA1027 ONLY £3.75 (QY76H).

★**SAVE**★ 1 Kit containing everything you need: motor, SAA1027, data sheet and passives ONLY £13.35 (LK76H).



Sounds Terrific



Professional Quality
High Power Loudspeakers
featuring:

- ★ Virtually indestructible high-temperature voice-coil reinforced with glass-fibre.
- ★ 100% heat overload tolerance.
- ★ Advanced technology magnet system.
- ★ Rigid cast alloy chassis.
- ★ Linen or Plastiflex elastomer surrounds.
- ★ 5-year guarantee (in addition to statutory rights).

Prices from £17.97.

Send S.A.E. for our free leaflet XH62S

Top Ten Kits



THIS/LAST MONTH	DESCRIPTION	CODE	PRICE BOOK
1. (1)	Live-Wire Detector	LK63T	£2.95 14XA14Q
2. (2)	75W Mosfet Amp.	LW51F	£15.95 Best E&MM
3. (4)	Car Burglar Alarm	LW78K	£7.49 4XA04E
4. (3)	Partylite	LW93B	£10.95 Best E&MM
5. (5)	U/sonic Intruder Dctr	LW83E	£10.95 4XA04E
6. (9)	8W Amplifier	LW36P	£4.95 Catalogue
7. (7)	Light Pen	LK51F	£10.95 12XA12N
8. (8)	Syntom Drum Synth.	LW86T	£12.95 Best E&MM
9. (6)	Computadrum	LK52G	£9.95 12XA12N
10. (-)	Logic Probe	LK13P	£10.95 8XA08J



Over 100 other kits also available. All kits supplied with instructions. The descriptions above are necessarily short. Please ensure you know exactly what the kit is and what it comprises before ordering, by checking the appropriate Project Book mentioned in the list above.

Is it a turtle? Is it a robot? Is it a buggy? Yes! it's Zero 2.



- May be used by any computer with RS232 facility.
- Stepper Motor controlled.
- Half millimetre/half degree resolution.
- Uses ordinary felt-tip pens.
- Built-in 2-tone horn, line-follower, LED indicators.

The Zero 2 Robot is the first truly micro robotic system available and remarkably it costs less than £80. Complete kit (only mechanical construction required) £79.95 (LK66W). Full details of power supply and simple interfacing for BBC, Commodore 64 and Spectrum, in Maplin Magazine 15 price 75p (XA15R).

MAPLIN

MAPLIN ELECTRONIC SUPPLIES LTD

Mail-order: P.O. Box 3, Rayleigh, Essex SS6 8LR.
Telephone: Southend (0702) 552911

SHOPS

- BIRMINGHAM Lynton Square, Perry Barr, Tel: 021-356-7292.
- LONDON 159-161 King Street, Hammersmith, W6. Telephone: 01-748 0926.
- MANCHESTER 8 Oxford Road, Tel: 061-236 0281.
- SOUTHAMPTON 46-48 Bevois Valley Road. Tel: 0703-225831
- SOUTHEAST 282-284 London Rd, Westcliff-on-Sea, Essex. Telephone: 0702-554000. Shops closed all day Monday.

More Choice In Multimeters



A new range of very high quality multimeters offering truly amazing quality at the price.
Pocket Multimeter, 16 ranges, 2,000Ω/V DC/AC £6.95 (YJ06G)
M-102BZ with continuity buzzer, battery tester and 10A DC range, 23 ranges, 20,000Ω/V DC £14.95 (YJ07H)
M-2020S with transistor, diode and LED tester and 10A DC range, 27 ranges, 20,000Ω/V DC £19.95 (YJ08J)
M-5050E Electronic Multimeter with very high impedance FET input, 53 ranges, including peak-to-peak AC, centre-zero and 12A AC/DC ranges £34.95 (YJ09K)
M-5010 Digital Multimeter with 31 ranges including 20Ω and 20μA DC/AC FSD ranges, continuity buzzer, diode test, and gold-plated pcb for long-term reliability and consistent high accuracy (0.25% + 1 digit DCV) £42.50 (YJ10L)



The Maplin Service

All in-stock goods despatched same day for all orders received before 2.00 pm.
All our prices include VAT and carriage (first class up to 750g).
A 50p handling charge must be added if your total order is less than £5.00 on mail-order (except catalogue).



☎ Phone before 2.00 p.m. for same day despatch.

1985 CATALOGUE

Pick up a copy now at any branch of W.H. Smith or in one of our shops. Price £1.35, or by post £1.75 from our Rayleigh address (quote CA02C).



All offers subject to availability. Prices firm until 10th August 1985.